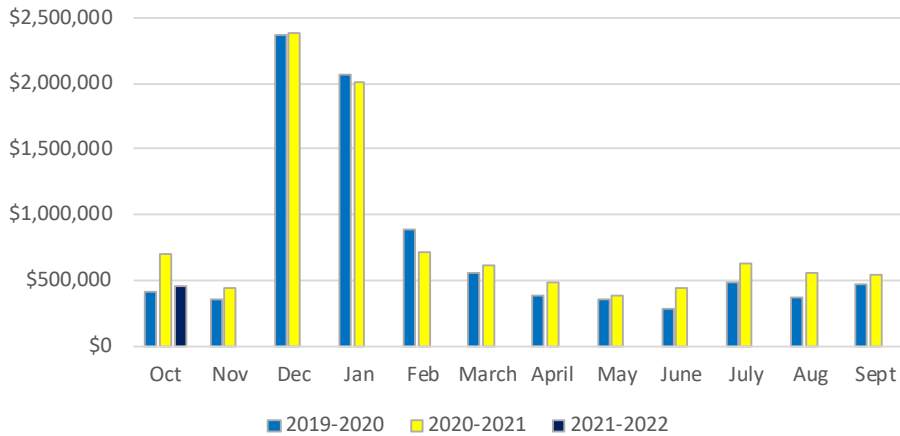




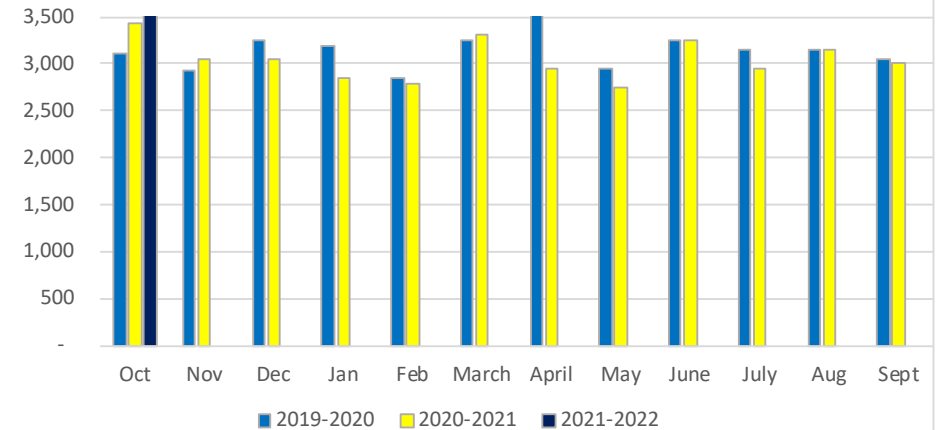
Monthly Report: October 2021

Department: Finance

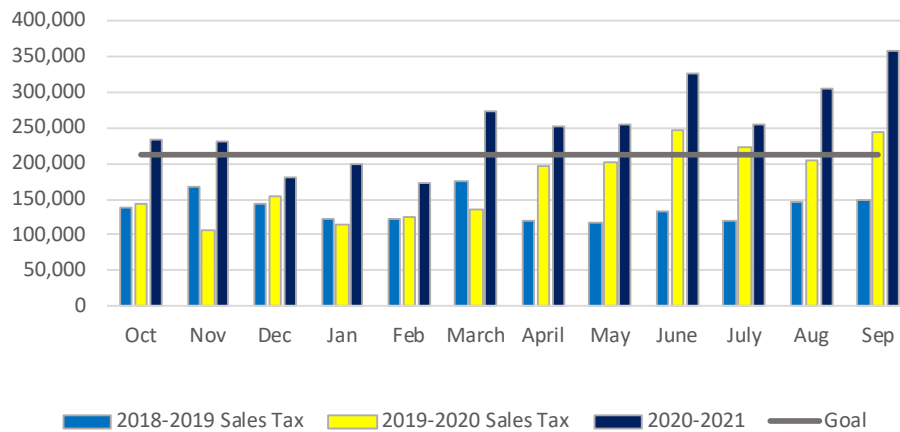
General Fund Revenues By Month



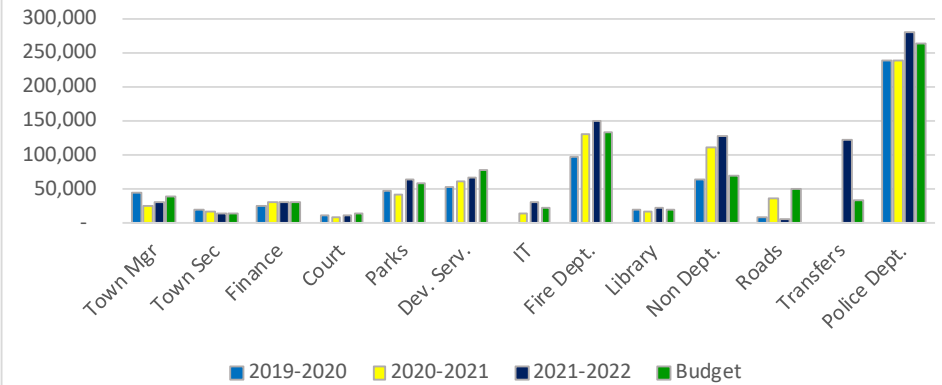
General Fund Interest Income



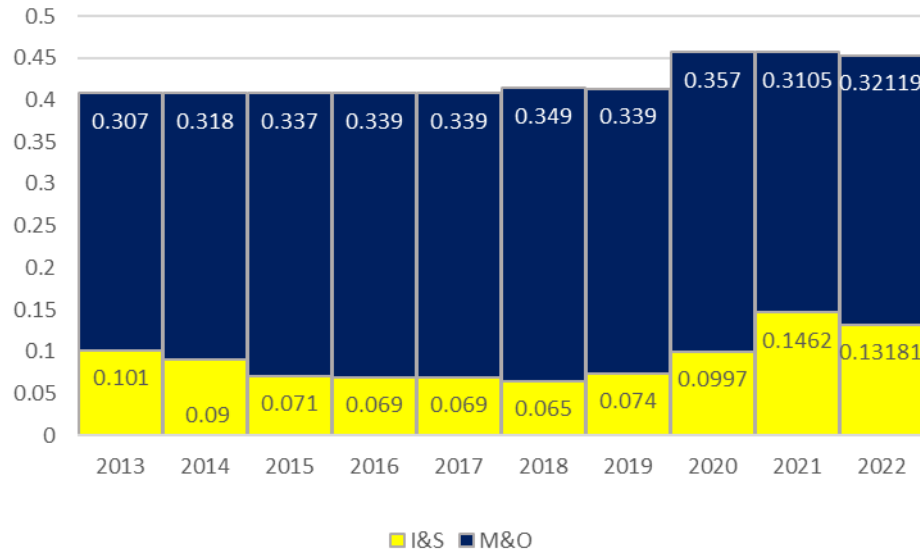
General Fund Sales Tax



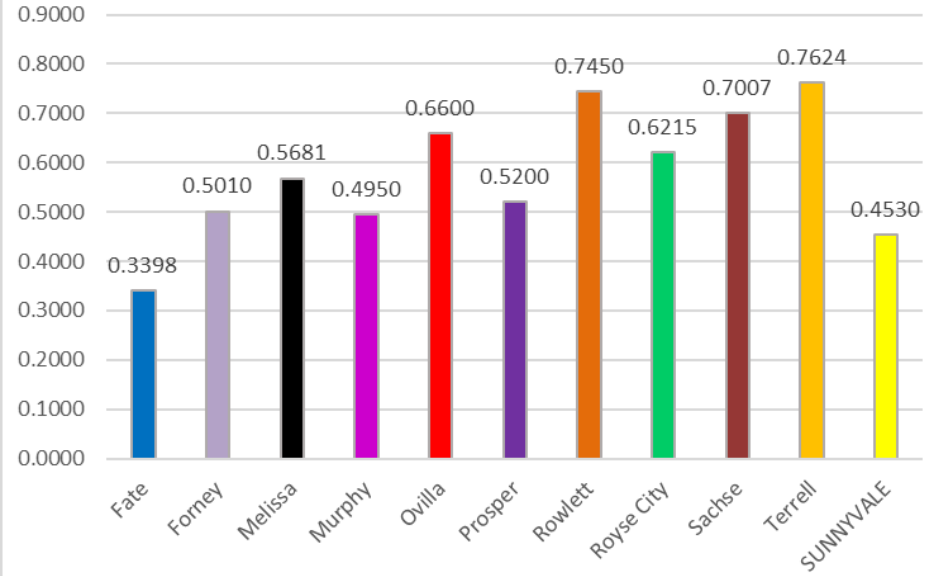
YTD Expenses By Department



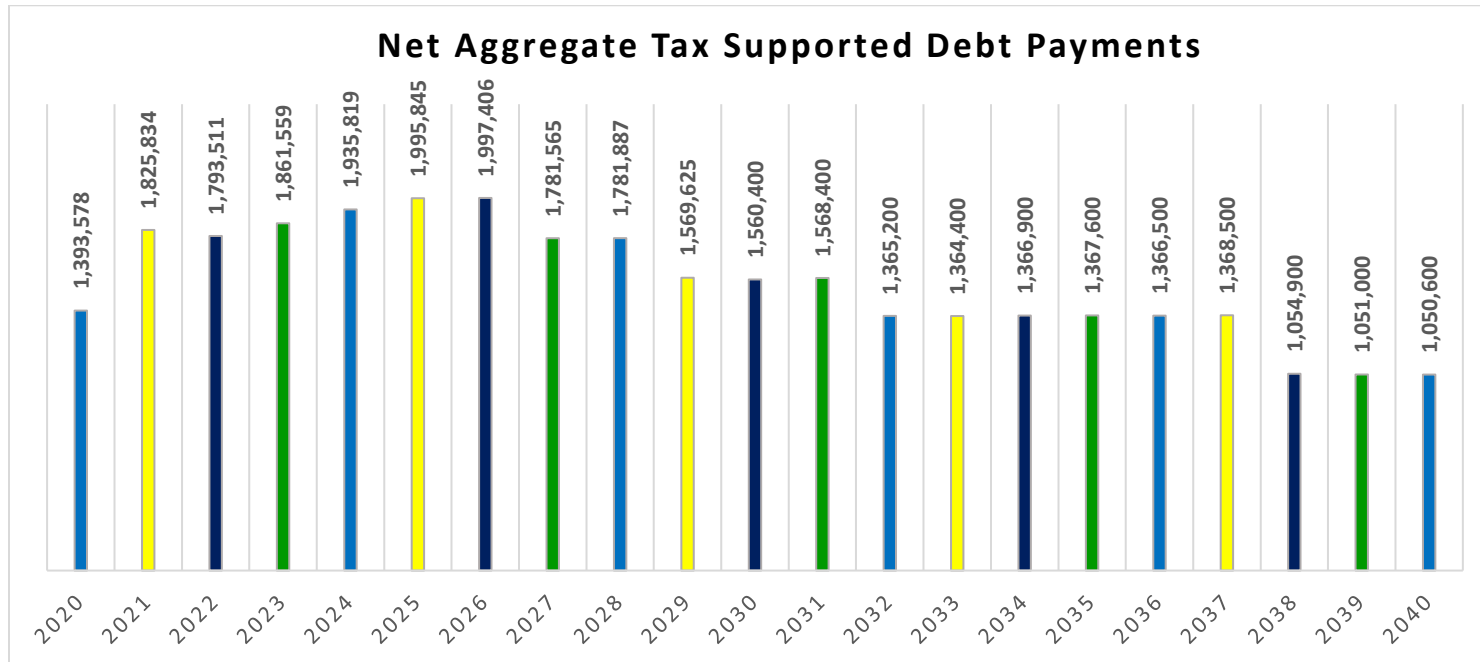
Tax Rate Components



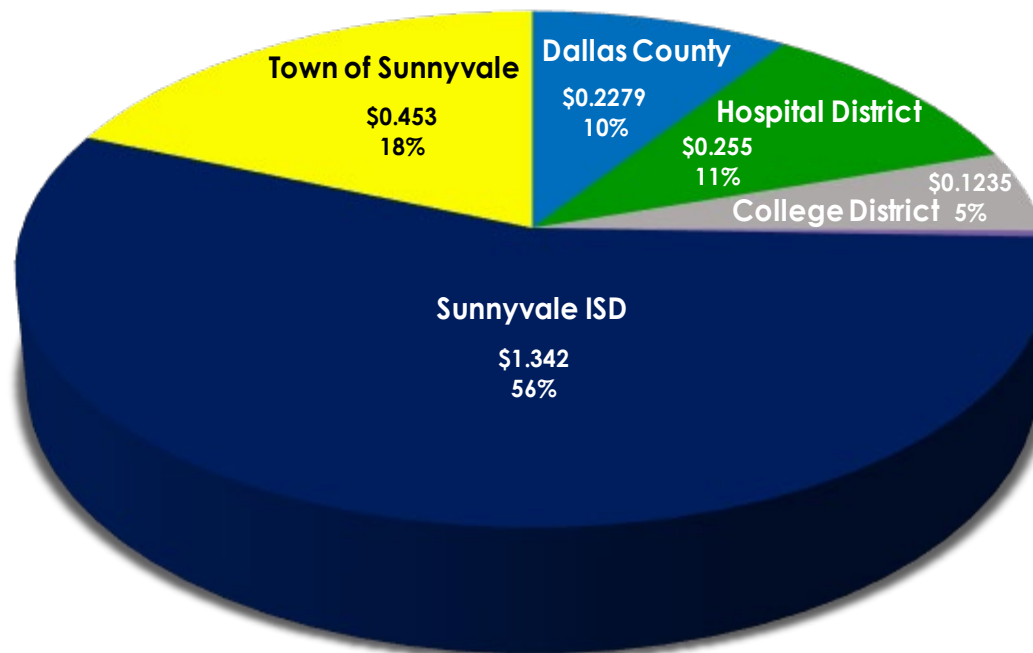
FY 2022 Property Tax Rate Comparison




Net Aggregate Tax Supported Debt Payments



2021 Property Tax Rate Components \$2.4114



All Fund Balance Summaries October 31, 2021 *

 CITY OF SUNNYVALE	Beginning Fund Balance	2021-2022 Revenues	2021-2022 Bond Proceeds	Transfer In	2021-2022 Expenses	Transfers Out/Due To	Revenues Over/Under Expenditures	To/From Assigned	Ending Fund Balance
11 General Fund - Unassigned	8,535,178	462,593			(952,464)		(489,871)		8,045,307
11 General Fund - Assigned	1,003,482								1,003,482
12 General Fund Economic Development	1,880,596	1,121					1,121		1,881,716
21 Waterworks Fund Working Capital	4,778,392	714,046			(438,165)		275,881		5,054,273
24 Debt Service Fund	426,548	47,108					47,108		473,656
25 Roadway Impact Fund	1,891,100	35,401					35,401		1,926,500
28 Water/Sewer Impact Fund	2,361,330	42,040			(1,001)		41,039		2,402,369
72 CIP - Police Department 2019 TN's	1,727,073				(131,642)		(131,642)		1,595,431
72 CIP - Collins Road 2017 CO's	630,253	370		1,899,110	(2,529,709)		(630,229)		24
72 CIP - Drainage Impr. 2019 CO's	6,225,723	2,407			(534,282)		(531,875)		5,693,849
72 CIP - Fire Station 2020 CO's	5,700,161	2,151			(365,442)		(363,291)		5,336,871
72 CIP - Sewer Lines 2020 CO's	3,456,098	1,304			(294,103)		(292,798)		3,163,299
72 CIP - TBD Infracture 2020 CO's	1,649,426	622			(15,000)		(14,378)		1,635,048
91-4A - Long Term Obligations	376,048								376,048
92 4B Economic Development Corp	3,019,460	71,610			(22,761)		48,849		3,068,309
93 Homestead Amenities Fund	340,064	203					203		340,266
97 Special Revenue	972,966	950			(3,400)	23,843	21,393		994,359
98 PEG Capital Access Fund	70,106	42					42		70,148
Totals	45,044,002	1,381,967	0	1,899,110	(5,287,967)	23,843	(1,983,047)		43,060,956

* Note: October 31, 2021 beginning fund balances are subject to change as Finance continues to process prior year invoices and fiscal year end entries.

Consumption Month Calendar Year 2021	Metered Sewer Flow	Payable to Garland	Billed Consumption	Old \$ to Garland	Savings	Sewer Flow as a % of Billed Consumption
January	11,555,600	\$ 34,551.24	10,553,370	\$ 25,243.66	\$ (9,307.58)	109%
February	13,255,500	\$ 39,633.95	13,358,310	\$ 31,953.08	\$ (7,680.87)	99%
March	11,292,500	\$ 33,764.58	7,580,161	\$ 18,131.75	\$ (15,632.83)	149%
April	12,790,100	\$ 38,242.40	16,861,250	\$ 40,332.11	\$ 2,089.71	76%
May	14,859,600	\$ 44,430.20	15,802,350	\$ 37,799.22	\$ (6,630.98)	94%
June	14,224,400	\$ 42,530.96	16,295,920	\$ 38,979.84	\$ (3,551.12)	87%
July	12,549,600	\$ 37,523.30	29,082,070	\$ 69,564.31	\$ 32,041.01	43%
August	13,021,700	\$ 38,934.88	35,130,270	\$ 84,031.61	\$ 45,096.72	37%
September	12,539,900	\$ 37,494.30	36,391,040	\$ 87,047.37	\$ 49,553.07	34%
October	12,203,800	\$ 36,489.36	25,844,090	\$ 61,819.06	\$ 25,329.70	47%
November	-	\$ -	-	\$ -	\$ -	#DIV/0!
December	-	\$ -	-	\$ -	\$ -	#DIV/0!
Total	103,549,000	\$ 309,611.51	144,663,701	\$346,035.57	\$ 36,424.06	72%

Consumption Month Calendar Year 2020	Metered Sewer Flow	Payable to Garland	Billed Consumption	Old \$ to Garland	Savings	Sewer Flow as a % of Billed Consumption
January	12,303,700	\$ 36,295.92	9,137,310	\$ 21,856.45	\$ (14,439.47)	135%
February	9,311,000	\$ 27,467.45	7,982,540	\$ 19,094.24	\$ (8,373.21)	117%
March	11,464,500	\$ 33,820.28	6,628,690	\$ 15,855.83	\$ (17,964.45)	173%
April	12,772,000	\$ 37,677.40	11,626,740	\$ 27,811.16	\$ (9,866.24)	110%
May	17,464,100	\$ 51,519.10	9,741,700	\$ 23,302.15	\$ (28,216.95)	179%
June	13,607,100	\$ 40,140.95	14,024,420	\$ 33,546.41	\$ 1,366.35	97%
July	10,478,600	\$ 30,911.87	22,146,460	\$ 52,974.33	\$ 22,062.46	47%
August	9,511,100	\$ 28,057.75	36,334,690	\$ 86,912.58	\$ 58,854.83	26%
September	9,954,100	\$ 29,364.60	35,211,780	\$ 84,226.58	\$ 54,861.98	28%
October	9,257,700	\$ 27,310.22	24,804,990	\$ 59,333.54	\$ 32,023.32	37%
November	10,195,700	\$ 30,340.43	35,341,470	\$ 84,536.80	\$ 54,196.37	29%
December	9,226,700	\$ 27,587.83	8,373,850	\$ 20,030.25	\$ (7,557.58)	110%
Total	135,546,300	\$ 400,493.77	221,354,640	\$ 529,480.30	\$ 136,947.41	61%

Key Achievements and Projects for the Month of October 2021

- 1 Attended the S&P bond rating call resulting in the Town maintaining a S&P Global Rating of "AA."
- 2 Received the Investment Officer certificate for attending the Public Finance Investment Act training as required by state statute.
- 3 Confirmed the external annual audit with Fox & Byrd for the second week in December.
- 4 Received the Distinguished Budget Award for the fourth consecutive year from the Government Finance Officers Association (GFOA).
- 5 Attended the Incode 10 onboarding call and established the calendar for migration starting in January 2022.
- 6 Continued to process year end payables and journal entries to prepare for year end closing of fiscal year 2021.
- 7 Began the process for producing the Digital Budget Book as required by the GFOA.
- 8 Sales Tax trending up from targeted goal primarily due to construction and new developments.
- 9 Interest income up as a result of the Money Market Account value increasing from prior month due to transfers in from TexStar.
- 10 Revenues decreased from prior year due to the timing of budgeted transfers in from other funds.
- 11 Expenditures are fluctuating from the budget as a result of various annual renewal of contracts and memberships occurring in October. Staff will continue to monitor the trends.



Town of Sunnyvale 4B Monthly Finance Report

October 29, 2021

Budget: Net Revenues/Expenses: Budget = \$ (329,574.00) Actual = \$ 48,442.03

Highlights:	Revenues:	MTD =	\$ 70,833.33	YTD =	\$ 70,833.33
	Expenses:	MTD =	\$ 22,391.30	YTD =	\$ 22,391.30
	Net:		\$ 48,442.03		\$ 48,442.03

Revenues: Sales Tax recorded YTD is \$70,833.33 (1 month accrual).

Expenses: The YTD expenses total \$48,442.03. The MTD expenses include routine payroll, Paradise Lawns (landscape maintenance at four corners), ACP Strategies (Downtown study), D Magazine (State of DFW-Sunnyvale EDC advertisement), TruGreen (weed control at Jobson, Town Center, and Vineyard parks), and Signarama (new announcement sign at Town Center park).

4B EDC Fund Summary	Budget 2021-2022	As of 10/29/2021
Beginning Fund Balance (unaudited)	2,980,836	2,980,836
Revenue Summary		
Sales Tax	850,000	70,833
Interest	7,300	0
Total Revenues	857,300	70,833
Expenditure Summary		
Operating Expenditures	1,186,874	22,391
Total Expenditures	1,186,874	22,391
Excess or (Deficit) Revenue/Expenditures	(329,574)	48,442
Total Fund Balance	2,651,262	3,029,278

CITY OF SUNNYVALE
 BALANCE SHEET
 AS OF: OCTOBER 31ST, 2021

92 -4B SALES TAX CORPORATION

ACCOUNT #	ACCOUNT DESCRIPTION	BALANCE	
<hr/>			
ASSETS			
=====			
92-1113	4B EDC BANK ACCT	2,877,870.95	
92-1441	SALES TAX ACCRUAL	<u>151,407.24</u>	
			<u>3,029,278.19</u>
	TOTAL ASSETS		3,029,278.19
			=====
LIABILITIES			
=====			
EQUITY			
=====			
92-3117	UNRESERVED FUND BALANCE	<u>3,060,976.87</u>	
	TOTAL BEGINNING EQUITY	3,060,976.87	
	TOTAL REVENUE	70,833.33	
	TOTAL EXPENSES	<u>22,391.30</u>	
	TOTAL REVENUE OVER/(UNDER) EXPENSES	48,442.03	
	(WILL CLOSE TO FUND BAL.)	(80,140.71)	
	TOTAL EQUITY & REV. OVER/(UNDER) EXP.		<u>3,029,278.19</u>
	TOTAL LIABILITIES, EQUITY & REV.OVER/(UNDER) EXP.		3,029,278.19
			=====

TOWN OF SUNNYVALE
 REVENUE & EXPENSE REPORT (UNAUDITED)
 AS OF: OCTOBER 31ST, 2021

92 -4B SALES TAX CORPORATION
 FINANCIAL SUMMARY

08.33% OF FISCAL YEAR

	CURRENT BUDGET	CURRENT PERIOD	YEAR TO DATE ACTUAL	% OF BUDGET	BUDGET BALANCE
<u>REVENUE SUMMARY</u>					
5100-TAXES	850,000.00	70,833.33	70,833.33	8.33	779,166.67
5500-OTHER REVENUES	<u>7,300.00</u>	<u>0.00</u>	<u>0.00</u>	<u>0.00</u>	<u>7,300.00</u>
TOTAL REVENUES	<u>857,300.00</u>	<u>70,833.33</u>	<u>70,833.33</u>	<u>8.26</u>	<u>786,466.67</u>
<u>EXPENDITURE SUMMARY</u>					
92-4B SALES TAX CORPORATI	<u>1,186,874.00</u>	<u>22,391.30</u>	<u>22,391.30</u>	<u>1.89</u>	<u>1,164,482.70</u>
TOTAL EXPENDITURES	<u>1,186,874.00</u>	<u>22,391.30</u>	<u>22,391.30</u>	<u>1.89</u>	<u>1,164,482.70</u>
REVENUES OVER/(UNDER) EXPENDITURES	(329,574.00)	48,442.03	48,442.03		(378,016.03)

TOWN OF SUNNYVALE
 REVENUE & EXPENSE REPORT (UNAUDITED)
 AS OF: OCTOBER 31ST, 2021

92 -4B SALES TAX CORPORATION

08.33% OF FISCAL YEAR

REVENUES	CURRENT BUDGET	CURRENT PERIOD	YEAR TO DATE ACTUAL	% OF BUDGET	BUDGET BALANCE
<hr/>					
<u>5100-TAXES</u>					
92-5140 SALES TAX RECEIPTS	<u>850,000.00</u>	<u>70,833.33</u>	<u>70,833.33</u>	<u>8.33</u>	<u>779,166.67</u>
TOTAL 5100-TAXES	850,000.00	70,833.33	70,833.33	8.33	779,166.67
<u>5400-TRANSFERS IN</u>					
<hr/>					
<u>5500-OTHER REVENUES</u>					
92-5510 INTEREST EARNED	<u>7,300.00</u>	<u>0.00</u>	<u>0.00</u>	<u>0.00</u>	<u>7,300.00</u>
TOTAL 5500-OTHER REVENUES	7,300.00	0.00	0.00	0.00	7,300.00
<hr/>					
TOTAL REVENUES	<u>857,300.00</u>	<u>70,833.33</u>	<u>70,833.33</u>	<u>8.26</u>	<u>786,466.67</u>
	=====	=====	=====	=====	=====

TOWN OF SUNNYVALE
 REVENUE & EXPENSE REPORT (UNAUDITED)
 AS OF: OCTOBER 31ST, 2021

92 -4B SALES TAX CORPORATION
 92-4B SALES TAX CORPORATI

08.33% OF FISCAL YEAR

DEPARTMENTAL EXPENDITURES	CURRENT BUDGET	CURRENT PERIOD	YEAR TO DATE ACTUAL	% OF BUDGET	BUDGET BALANCE
<u>LABOR AND BENEFITS</u>					
92-692-6000 WAGES & SALARIES	113,350.00	8,037.60	8,037.60	7.09	105,312.40
92-692-6002 TMRS	12,550.00	813.41	813.41	6.48	11,736.59
92-692-6004 PAYROLL TAXES	9,600.00	500.34	500.34	5.21	9,099.66
92-692-6005 EMPLOYEE INSURANCE	7,850.00	623.70	623.70	7.95	7,226.30
92-692-6009 CAR/MILEAGE ALLOWANCE	<u>6,000.00</u>	<u>500.00</u>	<u>500.00</u>	<u>8.33</u>	<u>5,500.00</u>
TOTAL LABOR AND BENEFITS	149,350.00	10,475.05	10,475.05	7.01	138,874.95
<u>SUPPLIES AND MATERIALS</u>					
<u>CONTRACTUAL SERVICES</u>					
92-692-6370 MAINTENANCE AT FOUR CORNERS	13,000.00	807.91	807.91	6.21	12,192.09
92-692-6371 PROMOTIONAL SERVICES	85,000.00	3,500.00	3,500.00	4.12	81,500.00
92-692-6377 PARK MAINTENANCE	<u>80,000.00</u>	<u>3,402.62</u>	<u>3,402.62</u>	<u>4.25</u>	<u>76,597.38</u>
TOTAL CONTRACTUAL SERVICES	178,000.00	7,710.53	7,710.53	4.33	170,289.47
<u>TRAINING/DUES/SUBSCRIPT</u>					
92-692-6512 GENERAL OFFICE SUPPLIES	3,000.00	0.00	0.00	0.00	3,000.00
92-692-6513 DUES, SUBSCRIPTIONS, MEMBERSHI	<u>11,500.00</u>	<u>0.00</u>	<u>0.00</u>	<u>0.00</u>	<u>11,500.00</u>
TOTAL TRAINING/DUES/SUBSCRIPT	14,500.00	0.00	0.00	0.00	14,500.00
<u>CAPITAL OUTLAYS & PROJEC</u>					
92-692-6742 PLANNING	87,500.00	4,167.00	4,167.00	4.76	83,333.00
92-692-6751 LEGAL SERVICES	15,000.00	0.00	0.00	0.00	15,000.00
92-692-6830 OUTSIDE TRAINING EXPENSE	3,000.00	0.00	0.00	0.00	3,000.00
92-692-6890 OTHER MISCELLANEOUS EXPENSE	2,000.00	38.72	38.72	1.94	1,961.28
92-692-6891 TRANSFERS OUT INDIRECT COSTS	<u>222,524.00</u>	<u>0.00</u>	<u>0.00</u>	<u>0.00</u>	<u>222,524.00</u>
TOTAL CAPITAL OUTLAYS & PROJEC	330,024.00	4,205.72	4,205.72	1.27	325,818.28
<u>CAPITAL-BUILDING IMPROVEM</u>					
<u>CAPITAL-TOWN IMPROVEMENT</u>					
92-692-9210 INCENTIVES	400,000.00	0.00	0.00	0.00	400,000.00
92-692-9211 TOWN BEAUTIFICATION	50,000.00	0.00	0.00	0.00	50,000.00
92-692-9213 PARKS AND TRAILS	<u>50,000.00</u>	<u>0.00</u>	<u>0.00</u>	<u>0.00</u>	<u>50,000.00</u>
TOTAL CAPITAL-TOWN IMPROVEMENT	500,000.00	0.00	0.00	0.00	500,000.00
<u>MARKETING & INCENTIVES</u>					
<u>CAPITAL IMPROVEMENTS</u>					
<u>CAPITAL-PARK/REC IMPROVEM</u>					
92-692-9730 REGIONAL RAILS TO TRAILS	<u>15,000.00</u>	<u>0.00</u>	<u>0.00</u>	<u>0.00</u>	<u>15,000.00</u>
TOTAL CAPITAL-PARK/REC IMPROVEM	15,000.00	0.00	0.00	0.00	15,000.00
TOTAL 92-4B SALES TAX CORPORATI	1,186,874.00	22,391.30	22,391.30	1.89	1,164,482.70
TOTAL EXPENDITURES	1,186,874.00	22,391.30	22,391.30	1.89	1,164,482.70

TOWN OF SUNNYVALE
REVENUE & EXPENSE REPORT (UNAUDITED)
AS OF: OCTOBER 31ST, 2021

92 -4B SALES TAX CORPORATION
92-4B SALES TAX CORPORATI

08.33% OF FISCAL YEAR

DEPARTMENTAL EXPENDITURES	CURRENT BUDGET	CURRENT PERIOD	YEAR TO DATE ACTUAL	% OF BUDGET	BUDGET BALANCE
	=====	=====	=====	=====	=====
REVENUES OVER/(UNDER) EXPENDITURES	(329,574.00)	48,442.03	48,442.03	(378,016.03)

TOWN OF SUNNYVALE
 REVENUE & EXPENSE REPORT (UNAUDITED)
 AS OF: OCTOBER 31ST, 2021

11 -GENERAL FUND
 FINANCIAL SUMMARY

08.33% OF FISCAL YEAR

	CURRENT BUDGET	CURRENT PERIOD	YEAR TO DATE ACTUAL	% OF BUDGET	BUDGET BALANCE
<u>REVENUE SUMMARY</u>					
5100-TAXES	8,301,342.00	326,232.55	326,232.55	3.93	7,975,109.45
5300-PERMITS, FEES & FINE	1,397,165.00	122,146.80	122,146.80	8.74	1,275,018.20
5500-OTHER REVENUES	<u>172,500.00</u>	<u>14,213.90</u>	<u>14,213.90</u>	<u>8.24</u>	<u>158,286.10</u>
TOTAL REVENUES	<u>9,871,007.00</u>	<u>462,593.25</u>	<u>462,593.25</u>	<u>4.69</u>	<u>9,408,413.75</u>
<u>EXPENDITURE SUMMARY</u>					
01-TOWN MGR	449,941.00	30,130.72	30,130.72	6.70	419,810.28
02-TOWN SECRETARY	158,824.00	13,276.46	13,276.46	8.36	145,547.54
03-FINANCE	352,975.00	31,071.96	31,071.96	8.80	321,903.04
04-COURT	171,721.00	9,983.02	9,983.02	5.81	161,737.98
05-PARKS & STREETS	692,715.00	63,240.52	63,240.52	9.13	629,474.48
06-DEVELOPMENT SERVICES	947,646.00	67,760.19	67,760.19	7.15	879,885.81
08-FIRE & EMS	1,598,400.00	150,474.25	150,474.25	9.41	1,447,925.75
09-LIBRARY	232,090.00	21,009.82	21,009.82	9.05	211,080.18
10-NON-DEPARTMENTAL	843,738.00	128,053.40	128,053.40	15.18	715,684.60
11-ROAD MAINTENANCE	602,726.00	4,533.00	4,533.00	0.75	598,193.00
12-TRANSFER OUT	397,000.00	121,635.02	121,635.02	30.64	275,364.98
13-IT	274,949.00	30,847.96	30,847.96	11.22	244,101.04
14-POLICE DEPARTMENT	<u>3,148,282.00</u>	<u>280,447.80</u>	<u>280,447.80</u>	<u>8.91</u>	<u>2,867,834.20</u>
TOTAL EXPENDITURES	<u>9,871,007.00</u>	<u>952,464.12</u>	<u>952,464.12</u>	<u>9.65</u>	<u>8,918,542.88</u>
REVENUES OVER/(UNDER) EXPENDITURES	0.00	(489,870.87)	(489,870.87)		489,870.87

TOWN OF SUNNYVALE
 REVENUE & EXPENSE REPORT (UNAUDITED)
 AS OF: OCTOBER 31ST, 2021

11 -GENERAL FUND

08.33% OF FISCAL YEAR

REVENUES	CURRENT BUDGET	CURRENT PERIOD	YEAR TO DATE ACTUAL	% OF BUDGET	BUDGET BALANCE
<u>5100-TAXES</u>					
11-5111 CURRENT YEAR TAXES	4,685,842.00	111,415.43	111,415.43	2.38	4,574,426.57
11-5112 DELINQUENT TAXES - 1 YEAR	7,500.00	1,761.19	1,761.19	23.48	5,738.81
11-5113 DELINQUENT TAXES - 2 YEARS	3,000.00	77.22	77.22	2.57	2,922.78
11-5114 DELINQUENT TAXES - 3 YEARS	2,500.00	53.11	53.11	2.12	2,446.89
11-5115 DELINQUENT TAXES-OVER 3 YEARS	2,500.00	0.00	0.00	0.00	2,500.00
11-5120 PENALTY & INTEREST AD VALOREM	18,000.00	425.60	425.60	2.36	17,574.40
11-5130 FRANCHISE TAXES - OTHER	90,000.00	0.00	0.00	0.00	90,000.00
11-5131 FRANCHISE TAXES - ELECTRIC	583,000.00	0.00	0.00	0.00	583,000.00
11-5132 FRANCHISE TAXES - GAS	188,000.00	0.00	0.00	0.00	188,000.00
11-5133 FRANCHISE - SOLID WASTE	109,000.00	0.00	0.00	0.00	109,000.00
11-5135 MIXED BEVERAGE TAX	12,000.00	0.00	0.00	0.00	12,000.00
11-5140 SALES TAX RECEIPTS	2,550,000.00	141,666.67	141,666.67	5.56	2,408,333.33
11-5142 SALES TAX-ROADS/PUBLIC SAFETY	0.00	70,833.33	70,833.33	0.00 (70,833.33)
11-5143 SALES TAX INCENTIVE REVENUE	<u>50,000.00</u>	<u>0.00</u>	<u>0.00</u>	<u>0.00</u>	<u>50,000.00</u>
TOTAL 5100-TAXES	8,301,342.00	326,232.55	326,232.55	3.93	7,975,109.45
<u>5300-PERMITS, FEES & FINE</u>					
11-5311 BUILDING PERMITS	387,041.00	62,880.80	62,880.80	16.25	324,160.20
11-5312 ELEC/PLMBG/HEAT/AIR PERMITS	30,000.00	7,304.00	7,304.00	24.35	22,696.00
11-5313 ZONING & PLAT PERMITS	32,000.00	3,410.00	3,410.00	10.66	28,590.00
11-5314 HEALTH PERMITS	5,600.00	2,175.00	2,175.00	38.84	3,425.00
11-5315 OTHER PERMITS	45,000.00	13,232.40	13,232.40	29.41	31,767.60
11-5316 CONTRACTOR'S REGISTRATION FEES	18,300.00	1,650.00	1,650.00	9.02	16,650.00
11-5317 DEVELOPER 3% FEE FOR ENGINEER	0.00	7,535.58	7,535.58	0.00 (7,535.58)
11-5319 ENGINEERING RELATED FEES	4,000.00	0.00	0.00	0.00	4,000.00
11-5320 LAKEFRONT SUBLEASE PROGRAM	1,500.00	0.00	0.00	0.00	1,500.00
11-5321 LIBRARY FINES	700.00	0.00	0.00	0.00	700.00
11-5322 COURT FINES & FEES	285,000.00	15,201.99	15,201.99	5.33	269,798.01
11-5336 DSO ARREST/WARRANT FEES	55,000.00	2,650.50	2,650.50	4.82	52,349.50
11-5350 ADM.FEES/DEF DR FEES/OTHER FEE	28,000.00	975.95	975.95	3.49	27,024.05
11-5360 AMBULANCE BILLING REVENUE	145,000.00	4,300.58	4,300.58	2.97	140,699.42
11-5361 TOWN HALL/PARK RENTAL	7,900.00	630.00	630.00	7.97	7,270.00
11-5362 TOWN HALL CLEANING FEE	0.00	150.00	150.00	0.00 (150.00)
11-5363 ANIMAL CONTROL DONATIONS	700.00	0.00	0.00	0.00	700.00
11-5364 ANIMAL CONTROL/IMPOUND FEES	2,100.00	50.00	50.00	2.38	2,050.00
11-5365 CODE MOWING	1,800.00	0.00	0.00	0.00	1,800.00
11-5388 OPERATING TRANSFERS IN - WATER	125,000.00	0.00	0.00	0.00	125,000.00
11-5390 OPERATING TRANSFER IN 4B	<u>222,524.00</u>	<u>0.00</u>	<u>0.00</u>	<u>0.00</u>	<u>222,524.00</u>
TOTAL 5300-PERMITS, FEES & FINE	1,397,165.00	122,146.80	122,146.80	8.74	1,275,018.20
<u>5500-OTHER REVENUES</u>					
11-5510 INTEREST EARNED	36,000.00	4,943.16	4,943.16	13.73	31,056.84
11-5511 SRO CONTRACT	125,000.00	8,931.71	8,931.71	7.15	116,068.29
11-5513 GRANT REVENUE	6,000.00	0.00	0.00	0.00	6,000.00
11-5516 LIBRARY GRANT FUNDS	500.00	0.00	0.00	0.00	500.00
11-5520 MISCELLANEOUS REVENUE	<u>5,000.00</u>	<u>339.03</u>	<u>339.03</u>	<u>6.78</u>	<u>4,660.97</u>
TOTAL 5500-OTHER REVENUES	172,500.00	14,213.90	14,213.90	8.24	158,286.10

TOWN OF SUNNYVALE
REVENUE & EXPENSE REPORT (UNAUDITED)
AS OF: OCTOBER 31ST, 2021

11 -GENERAL FUND

08.33% OF FISCAL YEAR

REVENUES	CURRENT BUDGET	CURRENT PERIOD	YEAR TO DATE ACTUAL	% OF BUDGET	BUDGET BALANCE
TOTAL REVENUES	9,871,007.00	462,593.25	462,593.25	4.69	9,408,413.75

TOWN OF SUNNYVALE
 REVENUE & EXPENSE REPORT (UNAUDITED)
 AS OF: OCTOBER 31ST, 2021

11 -GENERAL FUND
 01-TOWN MGR

08.33% OF FISCAL YEAR

DEPARTMENTAL EXPENDITURES	CURRENT BUDGET	CURRENT PERIOD	YEAR TO DATE ACTUAL	% OF BUDGET	BUDGET BALANCE
<u>LABOR AND BENEFITS</u>					
11-601-6000 WAGES & SALARIES	245,874.00	18,797.98	18,797.98	7.65	227,076.02
11-601-6001 OVERTIME	500.00	0.00	0.00	0.00	500.00
11-601-6002 TMRS	31,418.00	2,447.30	2,447.30	7.79	28,970.70
11-601-6004 PAYROLL TAXES	20,029.00	480.86	480.86	2.40	19,548.14
11-601-6005 EMPLOYEE INSURANCE	15,700.00	1,355.60	1,355.60	8.63	14,344.40
11-601-6006 WORKERS COMPENSATION	1,260.00	887.76	887.76	70.46	372.24
11-601-6007 UNEMPLOYMENT	810.00	0.00	0.00	0.00	810.00
11-601-6008 OTHER COMPENSATION	5,000.00	384.60	384.60	7.69	4,615.40
11-601-6009 CAR/MILEAGE ALLOWANCE	<u>9,000.00</u>	<u>750.00</u>	<u>750.00</u>	<u>8.33</u>	<u>8,250.00</u>
TOTAL LABOR AND BENEFITS	329,591.00	25,104.10	25,104.10	7.62	304,486.90
<u>SUPPLIES AND MATERIALS</u>					
11-601-6103 TELEPHONE	<u>1,900.00</u>	<u>147.80</u>	<u>147.80</u>	<u>7.78</u>	<u>1,752.20</u>
TOTAL SUPPLIES AND MATERIALS	1,900.00	147.80	147.80	7.78	1,752.20
<u>CONTRACTUAL SERVICES</u>					
11-601-6402 LEGAL FEES	<u>90,000.00</u>	<u>0.00</u>	<u>0.00</u>	<u>0.00</u>	<u>90,000.00</u>
TOTAL CONTRACTUAL SERVICES	90,000.00	0.00	0.00	0.00	90,000.00
<u>TRAINING/DUES/SUBSCRIPT</u>					
11-601-6500 DUES AND SUBSCRIPTIONS	2,800.00	0.00	0.00	0.00	2,800.00
11-601-6501 TRAINING	6,100.00	36.90	36.90	0.60	6,063.10
11-601-6503 MAYOR & COUNCIL EXPENSE	<u>19,550.00</u>	<u>4,841.92</u>	<u>4,841.92</u>	<u>24.77</u>	<u>14,708.08</u>
TOTAL TRAINING/DUES/SUBSCRIPT	28,450.00	4,878.82	4,878.82	17.15	23,571.18
<u>CAPITAL OUTLAYS & PROJEC</u>					
TOTAL 01-TOWN MGR	449,941.00	30,130.72	30,130.72	6.70	419,810.28

TOWN OF SUNNYVALE
 REVENUE & EXPENSE REPORT (UNAUDITED)
 AS OF: OCTOBER 31ST, 2021

11 -GENERAL FUND
 02-TOWN SECRETARY

08.33% OF FISCAL YEAR

DEPARTMENTAL EXPENDITURES	CURRENT BUDGET	CURRENT PERIOD	YEAR TO DATE ACTUAL	% OF BUDGET	BUDGET BALANCE
<u>LABOR AND BENEFITS</u>					
11-602-6000 WAGES AND SALARIES	70,100.00	5,081.66	5,081.66	7.25	65,018.34
11-602-6002 TMRS	8,515.00	627.23	627.23	7.37	7,887.77
11-602-6004 PAYROLL TAXES	5,430.00	349.70	349.70	6.44	5,080.30
11-602-6005 EMPLOYEE INSURANCE	7,825.00	533.36	533.36	6.82	7,291.64
11-602-6006 WORKERS COMPENSATION	250.00	167.11	167.11	66.84	82.89
11-602-6007 UNEMPLOYMENT	270.00	0.00	0.00	0.00	270.00
11-602-6009 CAR/MILEAGE ALLOWANCE	<u>1,500.00</u>	<u>0.00</u>	<u>0.00</u>	<u>0.00</u>	<u>1,500.00</u>
TOTAL LABOR AND BENEFITS	93,890.00	6,759.06	6,759.06	7.20	87,130.94
<u>SUPPLIES AND MATERIALS</u>					
11-602-6103 TELEPHONE	1,220.00	92.40	92.40	7.57	1,127.60
11-602-6207 SMALL TOOL & EQUIPMENT	100.00	0.00	0.00	0.00	100.00
11-602-6208 AWARDS & PLAQUES	<u>1,500.00</u>	<u>0.00</u>	<u>0.00</u>	<u>0.00</u>	<u>1,500.00</u>
TOTAL SUPPLIES AND MATERIALS	2,820.00	92.40	92.40	3.28	2,727.60
<u>CONTRACTUAL SERVICES</u>					
11-602-6400 COLLECTION FEES	5,683.00	0.00	0.00	0.00	5,683.00
11-602-6404 APPRAISAL FEES	25,400.00	6,340.00	6,340.00	24.96	19,060.00
11-602-6406 ELECTION SERVICES	15,000.00	0.00	0.00	0.00	15,000.00
11-602-6407 ADVERTISING & LEGAL PUBLICATIO	5,000.00	0.00	0.00	0.00	5,000.00
11-602-6408 CODIFICATION/FILING FEES	<u>2,895.00</u>	<u>0.00</u>	<u>0.00</u>	<u>0.00</u>	<u>2,895.00</u>
TOTAL CONTRACTUAL SERVICES	53,978.00	6,340.00	6,340.00	11.75	47,638.00
<u>TRAINING/DUES/SUBSCRIPT</u>					
11-602-6500 DUES AND SUBSCRIPTIONS	5,211.00	0.00	0.00	0.00	5,211.00
11-602-6501 EMPLOYEE TRAINING	<u>2,925.00</u>	<u>85.00</u>	<u>85.00</u>	<u>2.91</u>	<u>2,840.00</u>
TOTAL TRAINING/DUES/SUBSCRIPT	8,136.00	85.00	85.00	1.04	8,051.00
<u>CAPITAL OUTLAYS & PROJEC</u>					
TOTAL 02-TOWN SECRETARY	158,824.00	13,276.46	13,276.46	8.36	145,547.54

TOWN OF SUNNYVALE
 REVENUE & EXPENSE REPORT (UNAUDITED)
 AS OF: OCTOBER 31ST, 2021

11 -GENERAL FUND
 03-FINANCE

08.33% OF FISCAL YEAR

DEPARTMENTAL EXPENDITURES	CURRENT BUDGET	CURRENT PERIOD	YEAR TO DATE ACTUAL	% OF BUDGET	BUDGET BALANCE
<u>LABOR AND BENEFITS</u>					
11-603-6000 WAGES AND SALARIES	217,650.00	17,775.03	17,775.03	8.17	199,874.97
11-603-6002 TMRS	27,900.00	2,177.10	2,177.10	7.80	25,722.90
11-603-6003 BUY BACK	13,550.00	0.00	0.00	0.00	13,550.00
11-603-6004 PAYROLL TAXES	17,800.00	1,359.62	1,359.62	7.64	16,440.38
11-603-6005 EMPLOYEE INSURANCE	19,600.00	1,591.85	1,591.85	8.12	18,008.15
11-603-6006 WORKERS COMPENSATION	730.00	563.99	563.99	77.26	166.01
11-603-6007 UNEMPLOYMENT	<u>675.00</u>	<u>0.00</u>	<u>0.00</u>	<u>0.00</u>	<u>675.00</u>
TOTAL LABOR AND BENEFITS	297,905.00	23,467.59	23,467.59	7.88	274,437.41
<u>SUPPLIES AND MATERIALS</u>					
11-603-6103 TELEPHONE/CABLE	720.00	55.40	55.40	7.69	664.60
11-603-6203 GENERAL OPERATING SUPPLIES	<u>350.00</u>	<u>0.00</u>	<u>0.00</u>	<u>0.00</u>	<u>350.00</u>
TOTAL SUPPLIES AND MATERIALS	1,070.00	55.40	55.40	5.18	1,014.60
<u>CONTRACTUAL SERVICES</u>					
11-603-6405 CONTRACTS - PROFESSIONAL SER	<u>50,000.00</u>	<u>7,210.00</u>	<u>7,210.00</u>	<u>14.42</u>	<u>42,790.00</u>
TOTAL CONTRACTUAL SERVICES	50,000.00	7,210.00	7,210.00	14.42	42,790.00
<u>TRAINING/DUES/SUBSCRIPT</u>					
11-603-6500 DUES AND SUBSCRIPTIONS	1,000.00	0.00	0.00	0.00	1,000.00
11-603-6501 EMPLOYEE TRAINING	<u>3,000.00</u>	<u>338.97</u>	<u>338.97</u>	<u>11.30</u>	<u>2,661.03</u>
TOTAL TRAINING/DUES/SUBSCRIPT	4,000.00	338.97	338.97	8.47	3,661.03
TOTAL 03-FINANCE	352,975.00	31,071.96	31,071.96	8.80	321,903.04

TOWN OF SUNNYVALE
 REVENUE & EXPENSE REPORT (UNAUDITED)
 AS OF: OCTOBER 31ST, 2021

11 -GENERAL FUND
 04-COURT

08.33% OF FISCAL YEAR

DEPARTMENTAL EXPENDITURES	CURRENT BUDGET	CURRENT PERIOD	YEAR TO DATE ACTUAL	% OF BUDGET	BUDGET BALANCE
<u>LABOR AND BENEFITS</u>					
11-604-6000 WAGES AND SALARIES	73,600.00	6,830.25	6,830.25	9.28	66,769.75
11-604-6001 OVERTIME	500.00	0.00	0.00	0.00	500.00
11-604-6002 TMRS	8,890.00	833.98	833.98	9.38	8,056.02
11-604-6004 PAYROLL TAXES	5,700.00	518.34	518.34	9.09	5,181.66
11-604-6005 EMPLOYEE INSURANCE	15,700.00	1,263.25	1,263.25	8.05	14,436.75
11-604-6006 WORKERS COMPENSATION	330.00	177.55	177.55	53.80	152.45
11-604-6007 UNEMPLOYMENT	<u>540.00</u>	<u>0.00</u>	<u>0.00</u>	<u>0.00</u>	<u>540.00</u>
TOTAL LABOR AND BENEFITS	105,260.00	9,623.37	9,623.37	9.14	95,636.63
<u>SUPPLIES AND MATERIALS</u>					
11-604-6201 OFFICE SUPPLIES	<u>2,000.00</u>	<u>359.65</u>	<u>359.65</u>	<u>17.98</u>	<u>1,640.35</u>
TOTAL SUPPLIES AND MATERIALS	2,000.00	359.65	359.65	17.98	1,640.35
<u>CONTRACTUAL SERVICES</u>					
11-604-6402 LEGAL FEES & PROSECUTING ATTY	28,000.00	0.00	0.00	0.00	28,000.00
11-604-6406 MUNICIPAL COURT JUDGE	25,000.00	0.00	0.00	0.00	25,000.00
11-604-6407 JURY FEES	900.00	0.00	0.00	0.00	900.00
11-604-6408 OMNI-BASE COURT RELATED CHRGS	<u>6,600.00</u>	<u>0.00</u>	<u>0.00</u>	<u>0.00</u>	<u>6,600.00</u>
TOTAL CONTRACTUAL SERVICES	60,500.00	0.00	0.00	0.00	60,500.00
<u>TRAINING/DUES/SUBSCRIPT</u>					
11-604-6500 DUES AND SUBSCRIPTIONS	1,000.00	0.00	0.00	0.00	1,000.00
11-604-6501 EMPLOYEE TRAINING	<u>2,961.00</u>	<u>0.00</u>	<u>0.00</u>	<u>0.00</u>	<u>2,961.00</u>
TOTAL TRAINING/DUES/SUBSCRIPT	3,961.00	0.00	0.00	0.00	3,961.00
<u>CAPITAL OUTLAYS & PROJEC</u>					
TOTAL 04-COURT	171,721.00	9,983.02	9,983.02	5.81	161,737.98

TOWN OF SUNNYVALE
 REVENUE & EXPENSE REPORT (UNAUDITED)
 AS OF: OCTOBER 31ST, 2021

11 -GENERAL FUND
 05-PARKS & STREETS

08.33% OF FISCAL YEAR

DEPARTMENTAL EXPENDITURES	CURRENT BUDGET	CURRENT PERIOD	YEAR TO DATE ACTUAL	% OF BUDGET	BUDGET BALANCE
<u>LABOR AND BENEFITS</u>					
11-605-6000 WAGES AND SALARIES	265,500.00	19,195.78	19,195.78	7.23	246,304.22
11-605-6001 OVERTIME	6,200.00	1,242.69	1,242.69	20.04	4,957.31
11-605-6002 TMRS	34,900.00	2,524.81	2,524.81	7.23	32,375.19
11-605-6003 BUY BACK	10,900.00	0.00	0.00	0.00	10,900.00
11-605-6004 PAYROLL TAXES	22,250.00	1,546.45	1,546.45	6.95	20,703.55
11-605-6005 EMPLOYEE INSURANCE	47,000.00	3,843.99	3,843.99	8.18	43,156.01
11-605-6006 WORKERS COMPENSATION	13,700.00	4,741.69	4,741.69	34.61	8,958.31
11-605-6007 UNEMPLOYMENT INSURANCE	<u>1,890.00</u>	<u>0.00</u>	<u>0.00</u>	<u>0.00</u>	<u>1,890.00</u>
TOTAL LABOR AND BENEFITS	402,340.00	33,095.41	33,095.41	8.23	369,244.59
<u>SUPPLIES AND MATERIALS</u>					
11-605-6102 WATER - PARKS	24,000.00	8,286.76	8,286.76	34.53	15,713.24
11-605-6103 TELEPHONE	3,720.00	239.88	239.88	6.45	3,480.12
11-605-6104 ELECTRICITY - PARK LIGHTS	5,300.00	301.29	301.29	5.68	4,998.71
11-605-6105 ELECTRICITY - STREET LIGHTS	96,400.00	7,708.83	7,708.83	8.00	88,691.17
11-605-6203 GENERAL OPERATING SUPPLIES	3,000.00	0.00	0.00	0.00	3,000.00
11-605-6204 UNIFORMS AND ACCESSORIES	3,000.00	894.30	894.30	29.81	2,105.70
11-605-6205 PREPRINTED FORMS/PRINTING	350.00	0.00	0.00	0.00	350.00
11-605-6207 SMALL TOOLS AND EQUIP	2,000.00	0.00	0.00	0.00	2,000.00
11-605-6208 FUEL	<u>9,500.00</u>	<u>0.00</u>	<u>0.00</u>	<u>0.00</u>	<u>9,500.00</u>
TOTAL SUPPLIES AND MATERIALS	147,270.00	17,431.06	17,431.06	11.84	129,838.94
<u>CONTRACTUAL SERVICES</u>					
11-605-6301 VEHICLE REPAIRS & MAINT	3,000.00	186.96	186.96	6.23	2,813.04
11-605-6302 EQUIPMENT MAINT	12,000.00	0.00	0.00	0.00	12,000.00
11-605-6303 BUILDING MAINTENANCE	2,000.00	0.00	0.00	0.00	2,000.00
11-605-6305 BALLFIELD/PARKS MAINTENANCE	35,000.00	3,250.00	3,250.00	9.29	31,750.00
11-605-6403 CONTRACT PLANNING	12,500.00	0.00	0.00	0.00	12,500.00
11-605-6407 CONTRACT MOWING	22,000.00	1,900.42	1,900.42	8.64	20,099.58
11-605-6408 CONTRACT TREE TRIMMING	3,500.00	0.00	0.00	0.00	3,500.00
11-605-6409 CONTRACT PORTABLES	4,600.00	668.26	668.26	14.53	3,931.74
11-605-6411 DALLAS CTY HHW PROGRAM	<u>9,800.00</u>	<u>0.00</u>	<u>0.00</u>	<u>0.00</u>	<u>9,800.00</u>
TOTAL CONTRACTUAL SERVICES	104,400.00	6,005.64	6,005.64	5.75	98,394.36
<u>TRAINING/DUES/SUBSCRIPT</u>					
11-605-6500 DUES AND SUBSCRIPTIONS	1,250.00	0.00	0.00	0.00	1,250.00
11-605-6501 EMPLOYEE TRAINING	455.00	0.00	0.00	0.00	455.00
11-605-6503 SPECIAL COMMUNITY EVENTS	<u>37,000.00</u>	<u>6,708.41</u>	<u>6,708.41</u>	<u>18.13</u>	<u>30,291.59</u>
TOTAL TRAINING/DUES/SUBSCRIPT	38,705.00	6,708.41	6,708.41	17.33	31,996.59
<u>CAPITAL OUTLAYS & PROJEC</u>					
TOTAL 05-PARKS & STREETS	692,715.00	63,240.52	63,240.52	9.13	629,474.48

TOWN OF SUNNYVALE
 REVENUE & EXPENSE REPORT (UNAUDITED)
 AS OF: OCTOBER 31ST, 2021

11 -GENERAL FUND
 06-DEVELOPMENT SERVICES

08.33% OF FISCAL YEAR

DEPARTMENTAL EXPENDITURES	CURRENT BUDGET	CURRENT PERIOD	YEAR TO DATE ACTUAL	% OF BUDGET	BUDGET BALANCE
LABOR AND BENEFITS					
11-606-6000 WAGES AND SALARIES	585,300.00	47,930.12	47,930.12	8.19	537,369.88
11-606-6001 OVERTIME	2,500.00	0.00	0.00	0.00	2,500.00
11-606-6002 TMRS	71,920.00	5,814.10	5,814.10	8.08	66,105.90
11-606-6003 BUY BACK	17,720.00	0.00	0.00	0.00	17,720.00
11-606-6004 PAYROLL TAXES	47,010.00	3,569.33	3,569.33	7.59	43,440.67
11-606-6005 EMPLOYEE INSURANCE	62,700.00	4,808.79	4,808.79	7.67	57,891.21
11-606-6006 WORKERS COMPENSATION	7,800.00	3,195.94	3,195.94	40.97	4,604.06
11-606-6007 UNEMPLOYMENT	2,450.00	0.00	0.00	0.00	2,450.00
11-606-6009 CAR/MILEAGE ALLOWANCE	<u>6,000.00</u>	<u>500.00</u>	<u>500.00</u>	<u>8.33</u>	<u>5,500.00</u>
TOTAL LABOR AND BENEFITS	803,400.00	65,818.28	65,818.28	8.19	737,581.72
SUPPLIES AND MATERIALS					
11-606-6103 TELEPHONE	3,060.00	193.50	193.50	6.32	2,866.50
11-606-6204 UNIFORMS AND ACCESSORIES	1,000.00	30.00	30.00	3.00	970.00
11-606-6205 PREPRINTED FORMS/PRINTING	2,000.00	0.00	0.00	0.00	2,000.00
11-606-6207 SMALL TOOLS & EQUIPMENT	1,460.00	74.00	74.00	5.07	1,386.00
11-606-6208 FUEL	3,000.00	0.00	0.00	0.00	3,000.00
11-606-6209 A/C SUPPLY/OPERATING	4,000.00	0.00	0.00	0.00	4,000.00
11-606-6210 A/C SPAY/NEUTER VET	3,500.00	287.71	287.71	8.22	3,212.29
11-606-6211 A/C UTILITIES	4,000.00	208.93	208.93	5.22	3,791.07
11-606-6213 A/C FUEL	3,000.00	0.00	0.00	0.00	3,000.00
11-606-6214 A/C UNIFORMS	500.00	45.96	45.96	9.19	454.04
11-606-6215 A/C VEHICLE MAINTENANCE	2,000.00	0.00	0.00	0.00	2,000.00
11-606-6216 A/C TELEPHONE	1,300.00	91.72	91.72	7.06	1,208.28
11-606-6217 A/C TRAINING, DUES, MEMBERSHIPS	<u>1,400.00</u>	<u>0.00</u>	<u>0.00</u>	<u>0.00</u>	<u>1,400.00</u>
TOTAL SUPPLIES AND MATERIALS	30,220.00	931.82	931.82	3.08	29,288.18
CONTRACTUAL SERVICES					
11-606-6301 VEHICLE MAINT	1,400.00	0.00	0.00	0.00	1,400.00
11-606-6308 CONTRACT-ENGINEERING	25,000.00	0.00	0.00	0.00	25,000.00
11-606-6408 CONTRACT - PLANNING SERVICES	38,000.00	0.00	0.00	0.00	38,000.00
11-606-6410 CONTRACT INSPECTIONS	<u>20,000.00</u>	<u>0.00</u>	<u>0.00</u>	<u>0.00</u>	<u>20,000.00</u>
TOTAL CONTRACTUAL SERVICES	84,400.00	0.00	0.00	0.00	84,400.00
TRAINING/DUES/SUBSCRIPT					
11-606-6500 DUES AND SUBSCRIPTIONS	16,076.00	500.00	500.00	3.11	15,576.00
11-606-6501 EMPLOYEE TRAINING	<u>13,550.00</u>	<u>510.09</u>	<u>510.09</u>	<u>3.76</u>	<u>13,039.91</u>
TOTAL TRAINING/DUES/SUBSCRIPT	29,626.00	1,010.09	1,010.09	3.41	28,615.91
CAPITAL OUTLAYS & PROJEC					
TOTAL 06-DEVELOPMENT SERVICES	947,646.00	67,760.19	67,760.19	7.15	879,885.81

TOWN OF SUNNYVALE
REVENUE & EXPENSE REPORT (UNAUDITED)
AS OF: OCTOBER 31ST, 2021

11 -GENERAL FUND
07-CONTRACT POLICE

08.33% OF FISCAL YEAR

DEPARTMENTAL EXPENDITURES	CURRENT BUDGET	CURRENT PERIOD	YEAR TO DATE ACTUAL	% OF BUDGET	BUDGET BALANCE
<u>LABOR AND BENEFITS</u>	_____	_____	_____	_____	_____
<u>SUPPLIES AND MATERIALS</u>	_____	_____	_____	_____	_____
<u>CONTRACTUAL SERVICES</u>	_____	_____	_____	_____	_____
<u>CAPITAL OUTLAYS & PROJEC</u>	_____	_____	_____	_____	_____

TOWN OF SUNNYVALE
 REVENUE & EXPENSE REPORT (UNAUDITED)
 AS OF: OCTOBER 31ST, 2021

11 -GENERAL FUND
 08-FIRE & EMS

08.33% OF FISCAL YEAR

DEPARTMENTAL EXPENDITURES	CURRENT BUDGET	CURRENT PERIOD	YEAR TO DATE ACTUAL	% OF BUDGET	BUDGET BALANCE
<u>LABOR AND BENEFITS</u>					
11-608-6000 WAGES AND SALARIES	947,762.00	78,358.38	78,358.38	8.27	869,403.62
11-608-6001 OVERTIME	75,341.00	4,133.87	4,133.87	5.49	71,207.13
11-608-6002 TMRS	119,374.00	9,329.26	9,329.26	7.82	110,044.74
11-608-6004 PAYROLL TAXES	78,395.00	6,199.93	6,199.93	7.91	72,195.07
11-608-6005 EMPLOYEE INSURANCE	109,650.00	8,621.24	8,621.24	7.86	101,028.76
11-608-6006 WORKERS COMPENSATION	37,750.00	37,077.10	37,077.10	98.22	672.90
11-608-6007 UNEMPLOYMENT	<u>6,000.00</u>	<u>0.00</u>	<u>0.00</u>	<u>0.00</u>	<u>6,000.00</u>
TOTAL LABOR AND BENEFITS	1,374,272.00	143,719.78	143,719.78	10.46	1,230,552.22
<u>SUPPLIES AND MATERIALS</u>					
11-608-6100 ELECTRICITY	7,500.00	663.32	663.32	8.84	6,836.68
11-608-6101 NATURAL GAS	2,000.00	64.51	64.51	3.23	1,935.49
11-608-6102 WATER	3,800.00	304.93	304.93	8.02	3,495.07
11-608-6103 TELEPHONECABLE	9,556.00	659.46	659.46	6.90	8,896.54
11-608-6202 FIRE PREVENTION SUPPLIES	1,200.00	0.00	0.00	0.00	1,200.00
11-608-6203 GENERAL OPERATING SUPPLIES	7,000.00	874.46	874.46	12.49	6,125.54
11-608-6204 UNIFORMS AND ACCESSORIES	11,100.00	0.00	0.00	0.00	11,100.00
11-608-6205 PERSONAL PROTECTION GEAR	21,000.00	0.00	0.00	0.00	21,000.00
11-608-6207 SMALL TOOLS AND EQUIPMENT	4,000.00	0.00	0.00	0.00	4,000.00
11-608-6208 FUEL	13,000.00	0.00	0.00	0.00	13,000.00
11-608-6209 MEDICAL SUPPLIES	23,000.00	1,202.11	1,202.11	5.23	21,797.89
11-608-6210 EMERGENCY MGMT	<u>29,500.00</u>	<u>0.00</u>	<u>0.00</u>	<u>0.00</u>	<u>29,500.00</u>
TOTAL SUPPLIES AND MATERIALS	132,656.00	3,768.79	3,768.79	2.84	128,887.21
<u>CONTRACTUAL SERVICES</u>					
11-608-6301 VEHICLE REPAIRS & MAINTENANCE	17,000.00	1,315.69	1,315.69	7.74	15,684.31
11-608-6302 EQUIPMENT MAINTENANCE	4,500.00	0.00	0.00	0.00	4,500.00
11-608-6303 BUILDING MAINTENANCE	3,000.00	1,524.99	1,524.99	50.83	1,475.01
11-608-6304 RADIO REPAIR MAINTENANCE	10,000.00	0.00	0.00	0.00	10,000.00
11-608-6310 EQUIPMENT TESTING	3,000.00	0.00	0.00	0.00	3,000.00
11-608-6407 CONTRACTS MAINT. & SUPPORT	20,172.00	0.00	0.00	0.00	20,172.00
11-608-6408 INSURANCE FOR VOLUNTEERS	7,000.00	0.00	0.00	0.00	7,000.00
11-608-6409 FIREMAN SERVICES	<u>4,500.00</u>	<u>0.00</u>	<u>0.00</u>	<u>0.00</u>	<u>4,500.00</u>
TOTAL CONTRACTUAL SERVICES	69,172.00	2,840.68	2,840.68	4.11	66,331.32
<u>TRAINING/DUES/SUBSCRIPT</u>					
11-608-6500 DUES AND SUBSCRIPTIONS	7,700.00	145.00	145.00	1.88	7,555.00
11-608-6501 EMPLOYEE TRAINING	<u>14,600.00</u>	<u>0.00</u>	<u>0.00</u>	<u>0.00</u>	<u>14,600.00</u>
TOTAL TRAINING/DUES/SUBSCRIPT	22,300.00	145.00	145.00	0.65	22,155.00
<u>CAPITAL OUTLAYS & PROJEC</u>					
TOTAL 08-FIRE & EMS	1,598,400.00	150,474.25	150,474.25	9.41	1,447,925.75

TOWN OF SUNNYVALE
 REVENUE & EXPENSE REPORT (UNAUDITED)
 AS OF: OCTOBER 31ST, 2021

11 -GENERAL FUND
 09-LIBRARY

08.33% OF FISCAL YEAR

DEPARTMENTAL EXPENDITURES	CURRENT BUDGET	CURRENT PERIOD	YEAR TO DATE ACTUAL	% OF BUDGET	BUDGET BALANCE
<u>LABOR AND BENEFITS</u>					
11-609-6000 WAGES AND SALARIES	122,100.00	9,732.52	9,732.52	7.97	112,367.48
11-609-6001 OVERTIME	1,000.00	878.98	878.98	87.90	121.02
11-609-6002 TMRS	16,300.00	1,302.41	1,302.41	7.99	14,997.59
11-609-6003 BUY BACK	11,940.00	0.00	0.00	0.00	11,940.00
11-609-6004 PAYROLL TAXES	10,390.00	742.20	742.20	7.14	9,647.80
11-609-6005 EMPLOYEE INSURANCE	23,575.00	1,732.67	1,732.67	7.35	21,842.33
11-609-6006 WORKER COMPENSATION	525.00	438.66	438.66	83.55	86.34
11-609-6007 UNEMPLOYMENT	<u>810.00</u>	<u>0.00</u>	<u>0.00</u>	<u>0.00</u>	<u>810.00</u>
TOTAL LABOR AND BENEFITS	186,640.00	14,827.44	14,827.44	7.94	171,812.56
<u>SUPPLIES AND MATERIALS</u>					
11-609-6100 ELECTRICITY	2,500.00	221.11	221.11	8.84	2,278.89
11-609-6103 TELEPHONE	3,100.00	156.04	156.04	5.03	2,943.96
11-609-6203 GENERAL OPERATING SUPPLIES	3,400.00	369.53	369.53	10.87	3,030.47
11-609-6205 PREPRINTED FORMS/PRINTING	300.00	0.00	0.00	0.00	300.00
11-609-6206 POSTAGE	1,850.00	400.00	400.00	21.62	1,450.00
11-609-6207 SMALL TOOLS AND EQUIPMENT	1,800.00	0.00	0.00	0.00	1,800.00
11-609-6208 NEWSPAPER/ MAGAZINES	3,600.00	986.69	986.69	27.41	2,613.31
11-609-6209 BOOK BUDGET	15,400.00	1,990.02	1,990.02	12.92	13,409.98
11-609-6210 NE TX LIBRARY CONSORTIUM	1,500.00	1,500.00	1,500.00	100.00	0.00
11-609-6211 SPECIAL EVENTS	2,200.00	0.00	0.00	0.00	2,200.00
11-609-6212 DVDs	<u>1,800.00</u>	<u>24.99</u>	<u>24.99</u>	<u>1.39</u>	<u>1,775.01</u>
TOTAL SUPPLIES AND MATERIALS	37,450.00	5,648.38	5,648.38	15.08	31,801.62
<u>CONTRACTUAL SERVICES</u>					
11-609-6303 BUILDING MAINTENANCE	<u>6,500.00</u>	<u>451.00</u>	<u>451.00</u>	<u>6.94</u>	<u>6,049.00</u>
TOTAL CONTRACTUAL SERVICES	6,500.00	451.00	451.00	6.94	6,049.00
<u>TRAINING/DUES/SUBSCRIPT</u>					
11-609-6500 DUES AND SUBSCRIPTIONS	500.00	83.00	83.00	16.60	417.00
11-609-6501 TRAINING	<u>1,000.00</u>	<u>0.00</u>	<u>0.00</u>	<u>0.00</u>	<u>1,000.00</u>
TOTAL TRAINING/DUES/SUBSCRIPT	1,500.00	83.00	83.00	5.53	1,417.00
<u>CAPITAL OUTLAYS & PROJEC</u>					
TOTAL 09-LIBRARY	232,090.00	21,009.82	21,009.82	9.05	211,080.18

TOWN OF SUNNYVALE
 REVENUE & EXPENSE REPORT (UNAUDITED)
 AS OF: OCTOBER 31ST, 2021

11 -GENERAL FUND
 10-NON-DEPARTMENTAL

08.33% OF FISCAL YEAR

DEPARTMENTAL EXPENDITURES	CURRENT BUDGET	CURRENT PERIOD	YEAR TO DATE ACTUAL	% OF BUDGET	BUDGET BALANCE
<u>LABOR AND BENEFITS</u>					
11-610-6010 COMMUNITY OUTREACH	34,000.00	3,004.04	3,004.04	8.84	30,995.96
TOTAL LABOR AND BENEFITS	34,000.00	3,004.04	3,004.04	8.84	30,995.96
<u>SUPPLIES AND MATERIALS</u>					
11-610-6100 ELECTRICITY - TOWN HALL	24,000.00	2,157.26	2,157.26	8.99	21,842.74
11-610-6101 GAS - TOWN HALL	7,500.00	57.94	57.94	0.77	7,442.06
11-610-6102 WATER - TOWN HALL	2,800.00	269.68	269.68	9.63	2,530.32
11-610-6103 TELEPHONE/CABLE - TOWN HALL	71,000.00	5,602.09	5,602.09	7.89	65,397.91
11-610-6108 COPIER & PRINTER SUPPLIES	7,000.00	0.00	0.00	0.00	7,000.00
11-610-6201 OFFICE SUPPLIES ACROSS DPTS	16,000.00	250.07	250.07	1.56	15,749.93
11-610-6202 JANITORIAL SUPPLIES - TOWN HAL	11,000.00	2,078.51	2,078.51	18.90	8,921.49
11-610-6206 POSTAGE	7,500.00	0.00	0.00	0.00	7,500.00
11-610-6210 LEADERSHIP TRAINING & TUITION	9,500.00	902.96	902.96	9.50	8,597.04
TOTAL SUPPLIES AND MATERIALS	156,300.00	11,318.51	11,318.51	7.24	144,981.49
<u>CONTRACTUAL SERVICES</u>					
11-610-6303 BUILDING MAINT - TOWN HALL	42,000.00	5,485.50	5,485.50	13.06	36,514.50
11-610-6409 CONTRACTS - OFFICE MACHINES TH	37,400.00	1,000.97	1,000.97	2.68	36,399.03
11-610-6410 PROPERTY INSURANCE & E & O	81,000.00	86,375.39	86,375.39	106.64 (5,375.39)
11-610-6411 CONTRACT HEALTH SERVICES	5,000.00	0.00	0.00	0.00	5,000.00
11-610-6412 CONTRACT MAINT/SUPPORT	39,000.00	9,097.57	9,097.57	23.33	29,902.43
TOTAL CONTRACTUAL SERVICES	204,400.00	101,959.43	101,959.43	49.88	102,440.57
<u>TRAINING/DUES/SUBSCRIPT</u>					
11-610-6500 DUES AND SUBSCRIPTIONS	2,300.00	0.00	0.00	0.00	2,300.00
11-610-6505 EMPLOYEE WELFARE	9,000.00	1,893.38	1,893.38	21.04	7,106.62
11-610-6508 LONG TERM DISABILITY	16,000.00	0.00	0.00	0.00	16,000.00
11-610-6510 EMPLOYEE TUITION REIMBURSEMENT	10,600.00	0.00	0.00	0.00	10,600.00
11-610-6600 MERIT WITH BENEFITS	0.00 (658.83) (658.83)	0.00	658.83
11-610-6602 CONTINGENCY	138,000.00	0.00	0.00	0.00	138,000.00
11-610-6603 CC CARD/ONLINE COSTS	11,000.00	732.08	732.08	6.66	10,267.92
11-610-6608 CONTINGENCY - PARKS 4B SUPP	15,000.00	0.00	0.00	0.00	15,000.00
TOTAL TRAINING/DUES/SUBSCRIPT	201,900.00	1,966.63	1,966.63	0.97	199,933.37
<u>CAPITAL OUTLAYS & PROJEC</u>					
11-610-6704 SALES TAX INCENTIVES	50,000.00	0.00	0.00	0.00	50,000.00
11-610-6708 MISCELLANEOUS EXPENSE	5,000.00	4.79	4.79	0.10	4,995.21
11-610-6709 TOWN COUNCIL PROJECTS	166,138.00	0.00	0.00	0.00	166,138.00
11-610-6711 CAPITAL ITEMS - A/C UNITS	26,000.00	9,800.00	9,800.00	37.69	16,200.00
TOTAL CAPITAL OUTLAYS & PROJEC	247,138.00	9,804.79	9,804.79	3.97	237,333.21
TOTAL 10-NON-DEPARTMENTAL	843,738.00	128,053.40	128,053.40	15.18	715,684.60

TOWN OF SUNNYVALE
 REVENUE & EXPENSE REPORT (UNAUDITED)
 AS OF: OCTOBER 31ST, 2021

11 -GENERAL FUND
 11-ROAD MAINTENANCE

08.33% OF FISCAL YEAR

DEPARTMENTAL EXPENDITURES	CURRENT BUDGET	CURRENT PERIOD	YEAR TO DATE ACTUAL	% OF BUDGET	BUDGET BALANCE
<u>LABOR AND BENEFITS</u>	_____	_____	_____	_____	_____
<u>SUPPLIES AND MATERIALS</u>	_____	_____	_____	_____	_____
<u>CONTRACTUAL SERVICES</u>					
11-611-6406 ROAD MAINTENANCE	595,726.00	4,533.00	4,533.00	0.76	591,193.00
11-611-6407 ROAD & STREET SIGNS	<u>7,000.00</u>	<u>0.00</u>	<u>0.00</u>	<u>0.00</u>	<u>7,000.00</u>
TOTAL CONTRACTUAL SERVICES	602,726.00	4,533.00	4,533.00	0.75	598,193.00
<u>CAPITAL OUTLAYS & PROJEC</u>	_____	_____	_____	_____	_____
TOTAL 11-ROAD MAINTENANCE	602,726.00	4,533.00	4,533.00	0.75	598,193.00

TOWN OF SUNNYVALE
 REVENUE & EXPENSE REPORT (UNAUDITED)
 AS OF: OCTOBER 31ST, 2021

11 -GENERAL FUND
 12-TRANSFER OUT

08.33% OF FISCAL YEAR

DEPARTMENTAL EXPENDITURES	CURRENT BUDGET	CURRENT PERIOD	YEAR TO DATE ACTUAL	% OF BUDGET	BUDGET BALANCE
<u>CAPITAL OUTLAYS & PROJEC</u>					
11-612-6701 TRANSFER OUT VEHICLE REPLACEME	275,000.00	0.00	0.00	0.00	275,000.00
11-612-6702 TRANSFER OUT - CAPITAL PROJECT	<u>122,000.00</u>	<u>121,635.02</u>	<u>121,635.02</u>	<u>99.70</u>	<u>364.98</u>
TOTAL CAPITAL OUTLAYS & PROJEC	397,000.00	121,635.02	121,635.02	30.64	275,364.98
TOTAL 12-TRANSFER OUT	397,000.00	121,635.02	121,635.02	30.64	275,364.98

TOWN OF SUNNYVALE
 REVENUE & EXPENSE REPORT (UNAUDITED)
 AS OF: OCTOBER 31ST, 2021

11 -GENERAL FUND
 13-IT

08.33% OF FISCAL YEAR

DEPARTMENTAL EXPENDITURES	CURRENT BUDGET	CURRENT PERIOD	YEAR TO DATE ACTUAL	% OF BUDGET	BUDGET BALANCE
<u>LABOR AND BENEFITS</u>					
11-613-6000 WAGES & SALARIES	97,425.00	8,063.14	8,063.14	8.28	89,361.86
11-613-6002 TMRS	12,180.00	1,025.21	1,025.21	8.42	11,154.79
11-613-6004 PAYROLL TAXES	7,760.00	642.32	642.32	8.28	7,117.68
11-613-6005 EMPLOYEE INSURANCE	7,825.00	650.60	650.60	8.31	7,174.40
11-613-6006 WORKERS COMPENSATION	575.00	250.66	250.66	43.59	324.34
11-613-6007 UNEMPLOYMENT	<u>270.00</u>	<u>0.00</u>	<u>0.00</u>	<u>0.00</u>	<u>270.00</u>
TOTAL LABOR AND BENEFITS	126,035.00	10,631.93	10,631.93	8.44	115,403.07
<u>SUPPLIES AND MATERIALS</u>					
11-613-6102 CAR/MILEAGE ALLOWANCE	4,000.00	333.33	333.33	8.33	3,666.67
11-613-6103 TELEPHONE	600.00	45.86	45.86	7.64	554.14
11-613-6207 SMALL TOOLS & EQUIPMENT	<u>7,000.00</u>	<u>0.00</u>	<u>0.00</u>	<u>0.00</u>	<u>7,000.00</u>
TOTAL SUPPLIES AND MATERIALS	11,600.00	379.19	379.19	3.27	11,220.81
<u>CONTRACTUAL SERVICES</u>					
11-613-6302 IT HARDWARE MAINTENANCE	2,500.00	0.00	0.00	0.00	2,500.00
11-613-6400 CONTRACT- ANNUAL LICENSING	26,975.00	16,780.00	16,780.00	62.21	10,195.00
11-613-6401 CONTRACT- MAINTENANCE/SUPPORT	6,020.00	0.00	0.00	0.00	6,020.00
11-613-6407 CONTRACT- PROFESSIONAL SERVICE	<u>67,300.00</u>	<u>755.35</u>	<u>755.35</u>	<u>1.12</u>	<u>66,544.65</u>
TOTAL CONTRACTUAL SERVICES	102,795.00	17,535.35	17,535.35	17.06	85,259.65
<u>TRAINING/DUES/SUBSCRIPT</u>					
11-613-6500 PROFESSIONAL DUES & SUBS	1,300.00	0.00	0.00	0.00	1,300.00
11-613-6501 TRAINING	<u>6,000.00</u>	<u>0.00</u>	<u>0.00</u>	<u>0.00</u>	<u>6,000.00</u>
TOTAL TRAINING/DUES/SUBSCRIPT	7,300.00	0.00	0.00	0.00	7,300.00
<u>CAPITAL OUTLAYS & PROJEC</u>					
11-613-6700 COMPUTER REPLACEMENT/INVENTORY	<u>27,219.00</u>	<u>2,301.49</u>	<u>2,301.49</u>	<u>8.46</u>	<u>24,917.51</u>
TOTAL CAPITAL OUTLAYS & PROJEC	27,219.00	2,301.49	2,301.49	8.46	24,917.51
TOTAL 13-IT	274,949.00	30,847.96	30,847.96	11.22	244,101.04

TOWN OF SUNNYVALE
 REVENUE & EXPENSE REPORT (UNAUDITED)
 AS OF: OCTOBER 31ST, 2021

11 -GENERAL FUND
 14-POLICE DEPARTMENT

08.33% OF FISCAL YEAR

DEPARTMENTAL EXPENDITURES	CURRENT BUDGET	CURRENT PERIOD	YEAR TO DATE ACTUAL	% OF BUDGET	BUDGET BALANCE
<u>LABOR AND BENEFITS</u>					
11-614-6000 WAGES & SALARIES	1,670,200.00	108,442.83	108,442.83	6.49	1,561,757.17
11-614-6001 OVERTIME	137,099.00	6,591.88	6,591.88	4.81	130,507.12
11-614-6002 TMRS	217,300.00	14,280.32	14,280.32	6.57	203,019.68
11-614-6004 PAYROLL TAXES	138,500.00	8,409.23	8,409.23	6.07	130,090.77
11-614-6005 EMPLOYEE INSURANCE	180,000.00	12,675.34	12,675.34	7.04	167,324.66
11-614-6006 WORKERS COMPENSATION	60,000.00	44,701.40	44,701.40	74.50	15,298.60
11-614-6007 UNEMPLOYMENT	6,750.00	0.00	0.00	0.00	6,750.00
11-614-6008 CERTIFICATION PAY	18,900.00	1,125.00	1,125.00	5.95	17,775.00
11-614-6009 CAR/MILEAGE ALLOWANCE	<u>9,000.00</u>	<u>750.00</u>	<u>750.00</u>	<u>8.33</u>	<u>8,250.00</u>
TOTAL LABOR AND BENEFITS	2,437,749.00	196,976.00	196,976.00	8.08	2,240,773.00
<u>SUPPLIES AND MATERIALS</u>					
11-614-6100 ELECTRICITY	12,000.00	1,011.77	1,011.77	8.43	10,988.23
11-614-6102 WATER	5,000.00	696.97	696.97	13.94	4,303.03
11-614-6103 TELEPHONE	13,152.00	1,086.26	1,086.26	8.26	12,065.74
11-614-6201 OFFICE SUPPLIES	11,000.00	228.00	228.00	2.07	10,772.00
11-614-6204 UNIFORMS AND ACCESSORIES	8,000.00	75.00	75.00	0.94	7,925.00
11-614-6205 FIREARM/AMMO SUPPLIES	8,000.00	0.00	0.00	0.00	8,000.00
11-614-6207 LAB FEES	1,330.00	0.00	0.00	0.00	1,330.00
11-614-6208 FUEL	<u>55,000.00</u>	<u>0.00</u>	<u>0.00</u>	<u>0.00</u>	<u>55,000.00</u>
TOTAL SUPPLIES AND MATERIALS	113,482.00	3,098.00	3,098.00	2.73	110,384.00
<u>CONTRACTUAL SERVICES</u>					
11-614-6301 VEHICLE REPAIRS & MAINTENANCE	25,000.00	385.65	385.65	1.54	24,614.35
11-614-6303 BUILDING MAINTENANCE	20,000.00	552.37	552.37	2.76	19,447.63
11-614-6404 CONTRACT MAINT/SUPPORT	15,800.00	0.00	0.00	0.00	15,800.00
11-614-6407 IT/SYSTEM SUPPORT	20,000.00	12,000.00	12,000.00	60.00	8,000.00
11-614-6412 DISPATCH OPERATIONS	<u>307,500.00</u>	<u>53,771.32</u>	<u>53,771.32</u>	<u>17.49</u>	<u>253,728.68</u>
TOTAL CONTRACTUAL SERVICES	388,300.00	66,709.34	66,709.34	17.18	321,590.66
<u>TRAINING/DUES/SUBSCRIPT</u>					
11-614-6500 DUES AND SUBSCRIPTIONS	18,251.00	12,530.00	12,530.00	68.65	5,721.00
11-614-6501 TRAINING	<u>17,500.00</u>	<u>1,134.46</u>	<u>1,134.46</u>	<u>6.48</u>	<u>16,365.54</u>
TOTAL TRAINING/DUES/SUBSCRIPT	35,751.00	13,664.46	13,664.46	38.22	22,086.54
<u>CAPITAL OUTLAYS & PROJEC</u>					
11-614-6700 CAPITAL EQUIPMENT	170,000.00	0.00	0.00	0.00	170,000.00
11-614-6708 RECRUITMENT/MISC EXPENSE	<u>3,000.00</u>	<u>0.00</u>	<u>0.00</u>	<u>0.00</u>	<u>3,000.00</u>
TOTAL CAPITAL OUTLAYS & PROJEC	173,000.00	0.00	0.00	0.00	173,000.00
<u>CAPITAL-OFFICE EQUIPMENT</u>					
<u>MARKETING & INCENTIVES</u>					
<u>CAPITAL-LIBRARY IMPROVEME</u>					
TOTAL 14-POLICE DEPARTMENT	3,148,282.00	280,447.80	280,447.80	8.91	2,867,834.20

TOWN OF SUNNYVALE
 REVENUE & EXPENSE REPORT (UNAUDITED)
 AS OF: OCTOBER 31ST, 2021

11 -GENERAL FUND
 14-POLICE DEPARTMENT

08.33% OF FISCAL YEAR

DEPARTMENTAL EXPENDITURES	CURRENT BUDGET	CURRENT PERIOD	YEAR TO DATE ACTUAL	% OF BUDGET	BUDGET BALANCE
TOTAL EXPENDITURES	9,871,007.00	952,464.12	952,464.12	9.65	8,918,542.88
REVENUES OVER/(UNDER) EXPENDITURES	0.00	(489,870.87)	(489,870.87)		489,870.87

TOWN OF SUNNYVALE
REVENUE & EXPENSE REPORT (UNAUDITED)
AS OF: OCTOBER 31ST, 2021

12 -GENERAL FUND ECONOMIC DEV
FINANCIAL SUMMARY

08.33% OF FISCAL YEAR

	CURRENT BUDGET	CURRENT PERIOD	YEAR TO DATE ACTUAL	% OF BUDGET	BUDGET BALANCE
<u>REVENUE SUMMARY</u>					
5500-OTHER REVENUES	0.00	1,120.74	1,120.74	0.00	(1,120.74)
TOTAL REVENUES	0.00	1,120.74	1,120.74	0.00	(1,120.74)
<u>EXPENDITURE SUMMARY</u>					
REVENUES OVER/(UNDER) EXPENDITURES	0.00	1,120.74	1,120.74		(1,120.74)

TOWN OF SUNNYVALE
 REVENUE & EXPENSE REPORT (UNAUDITED)
 AS OF: OCTOBER 31ST, 2021

12 -GENERAL FUND ECONOMIC DEV

08.33% OF FISCAL YEAR

REVENUES	CURRENT BUDGET	CURRENT PERIOD	YEAR TO DATE ACTUAL	% OF BUDGET	BUDGET BALANCE
<u>5100-TAXES</u>	_____	_____	_____	_____	_____
<u>5400-TRANSFERS IN</u>	_____	_____	_____	_____	_____
<u>5500-OTHER REVENUES</u>					
12-5510 INTEREST EARNED	0.00	1,120.74	1,120.74	0.00	(1,120.74)
TOTAL 5500-OTHER REVENUES	0.00	1,120.74	1,120.74	0.00	(1,120.74)
<hr/>					
TOTAL REVENUES	0.00	1,120.74	1,120.74	0.00	(1,120.74)
	=====	=====	=====	=====	=====

TOWN OF SUNNYVALE
REVENUE & EXPENSE REPORT (UNAUDITED)
AS OF: OCTOBER 31ST, 2021

12 -GENERAL FUND ECONOMIC DEV
12-TRANSFER OUT

08.33% OF FISCAL YEAR

DEPARTMENTAL EXPENDITURES	CURRENT BUDGET	CURRENT PERIOD	YEAR TO DATE ACTUAL	% OF BUDGET	BUDGET BALANCE
<u>CONTRACTUAL SERVICES</u>	_____	_____	_____	_____	_____
<u>TRAINING/DUES/SUBSCRIPT</u>	_____	_____	_____	_____	_____
	=====	=====	=====	=====	=====
REVENUES OVER/(UNDER) EXPENDITURES	0.00	1,120.74	1,120.74	(1,120.74)

TOWN OF SUNNYVALE
 REVENUE & EXPENSE REPORT (UNAUDITED)
 AS OF: OCTOBER 31ST, 2021

21 -WATERWORKS FUND
 FINANCIAL SUMMARY

08.33% OF FISCAL YEAR

	CURRENT BUDGET	CURRENT PERIOD	YEAR TO DATE ACTUAL	% OF BUDGET	BUDGET BALANCE
<u>REVENUE SUMMARY</u>					
5200-CHARGES FOR SERVICES	6,684,280.00	712,679.56	712,679.56	10.66	5,971,600.44
5300-PERMITS, FEES & FINE	1,040.00	106.00	106.00	10.19	934.00
5500-OTHER REVENUES	<u>17,000.00</u>	<u>1,260.23</u>	<u>1,260.23</u>	<u>7.41</u>	<u>15,739.77</u>
TOTAL REVENUES	<u>6,702,320.00</u>	<u>714,045.79</u>	<u>714,045.79</u>	<u>10.65</u>	<u>5,988,274.21</u>
<u>EXPENDITURE SUMMARY</u>					
21-WATERWORKS DEPARTMENT	<u>7,239,896.00</u>	<u>438,165.16</u>	<u>438,165.16</u>	<u>6.05</u>	<u>6,801,730.84</u>
TOTAL EXPENDITURES	<u>7,239,896.00</u>	<u>438,165.16</u>	<u>438,165.16</u>	<u>6.05</u>	<u>6,801,730.84</u>
REVENUES OVER/(UNDER) EXPENDITURES	(537,576.00)	275,880.63	275,880.63	(813,456.63)	

TOWN OF SUNNYVALE
 REVENUE & EXPENSE REPORT (UNAUDITED)
 AS OF: OCTOBER 31ST, 2021

21 -WATERWORKS FUND

08.33% OF FISCAL YEAR

REVENUES	CURRENT BUDGET	CURRENT PERIOD	YEAR TO DATE ACTUAL	% OF BUDGET	BUDGET BALANCE
<u>5200-CHARGES FOR SERVICES</u>					
21-5210 WATER REVENUE	3,828,258.00	411,443.14	411,443.14	10.75	3,416,814.86
21-5211 SEWER REVENUE	2,191,522.00	240,753.87	240,753.87	10.99	1,950,768.13
21-5212 WATER METERS AND CANS	65,000.00	9,282.06	9,282.06	14.28	55,717.94
21-5213 DISCONNECT FEES	7,500.00	550.00	550.00	7.33	6,950.00
21-5214 PENALTIES	60,000.00	5,636.45	5,636.45	9.39	54,363.55
21-5215 SERVICE FEE	7,000.00	525.00	525.00	7.50	6,475.00
21-5230 TRASH SERVICES	<u>525,000.00</u>	<u>44,489.04</u>	<u>44,489.04</u>	<u>8.47</u>	<u>480,510.96</u>
TOTAL 5200-CHARGES FOR SERVICES	6,684,280.00	712,679.56	712,679.56	10.66	5,971,600.44
<u>5300-PERMITS, FEES & FINE</u>					
21-5399 OTHER FEES	<u>1,040.00</u>	<u>106.00</u>	<u>106.00</u>	<u>10.19</u>	<u>934.00</u>
TOTAL 5300-PERMITS, FEES & FINE	1,040.00	106.00	106.00	10.19	934.00
<u>5400-TRANSFERS IN</u>					
<u>5500-OTHER REVENUES</u>					
21-5510 INTEREST EARNED	14,000.00	1,260.23	1,260.23	9.00	12,739.77
21-5522 TEST REVENUE	<u>3,000.00</u>	<u>0.00</u>	<u>0.00</u>	<u>0.00</u>	<u>3,000.00</u>
TOTAL 5500-OTHER REVENUES	17,000.00	1,260.23	1,260.23	7.41	15,739.77
TOTAL REVENUES	<u>6,702,320.00</u>	<u>714,045.79</u>	<u>714,045.79</u>	<u>10.65</u>	<u>5,988,274.21</u>

TOWN OF SUNNYVALE
 REVENUE & EXPENSE REPORT (UNAUDITED)
 AS OF: OCTOBER 31ST, 2021

21 -WATERWORKS FUND
 21-WATERWORKS DEPARTMENT

08.33% OF FISCAL YEAR

DEPARTMENTAL EXPENDITURES	CURRENT BUDGET	CURRENT PERIOD	YEAR TO DATE ACTUAL	% OF BUDGET	BUDGET BALANCE
<u>LABOR AND BENEFITS</u>					
21-621-6000 WAGES AND SALARIES	539,100.00	42,738.11	42,738.11	7.93	496,361.89
21-621-6001 OVERTIME	10,000.00	5,312.47	5,312.47	53.12	4,687.53
21-621-6002 TMRS	68,100.00	5,913.20	5,913.20	8.68	62,186.80
21-621-6003 BUY BACK	12,800.00	0.00	0.00	0.00	12,800.00
21-621-6004 PAYROLL TAXES	43,500.00	3,673.29	3,673.29	8.44	39,826.71
21-621-6005 EMPLOYEE INSURANCE	90,000.00	6,597.39	6,597.39	7.33	83,402.61
21-621-6006 WORKERS COMPENSATION	19,200.00	12,240.65	12,240.65	63.75	6,959.35
21-621-6007 UNEMPLOYMENT TAX	<u>3,510.00</u>	<u>0.00</u>	<u>0.00</u>	<u>0.00</u>	<u>3,510.00</u>
TOTAL LABOR AND BENEFITS	786,210.00	76,475.11	76,475.11	9.73	709,734.89
<u>SUPPLIES AND MATERIALS</u>					
21-621-6159 UNIFORMS	5,000.00	0.00	0.00	0.00	5,000.00
21-621-6201 CREDIT CARD & ONLINE PROC CHAR	<u>30,000.00</u>	<u>3,542.91</u>	<u>3,542.91</u>	<u>11.81</u>	<u>26,457.09</u>
TOTAL SUPPLIES AND MATERIALS	35,000.00	3,542.91	3,542.91	10.12	31,457.09
<u>CONTRACTUAL SERVICES</u>					
21-621-6301 MACHINERY & EQUIP REPAIRS	6,000.00	0.00	0.00	0.00	6,000.00
21-621-6311 WATER PURCHASES	2,460,555.00	192,269.24	192,269.24	7.81	2,268,285.76
21-621-6312 MESQUITE SEWER PURCHASES	1,192,061.00	0.00	0.00	0.00	1,192,061.00
21-621-6313 GARLAND SEWER PURCHASES	533,045.00	0.00	0.00	0.00	533,045.00
21-621-6325 TRASH COLLECTION CONTRACT	523,675.00	0.00	0.00	0.00	523,675.00
21-621-6340 CONTRACT - PLANNING SVCS	30,000.00	1,872.75	1,872.75	6.24	28,127.25
21-621-6350 VEHICLE OPERATING GAS & OIL	18,000.00	0.00	0.00	0.00	18,000.00
21-621-6356 SAFETY EQUIP/SMALL TOOLS	4,000.00	0.00	0.00	0.00	4,000.00
21-621-6358 EQUIPMENT RENTALS	5,000.00	0.00	0.00	0.00	5,000.00
21-621-6361 WATER SYSTEM MAINTENANCE	162,000.00	2,950.67	2,950.67	1.82	159,049.33
21-621-6362 SEWER SYSTEM MAINTENANCE	30,000.00	0.00	0.00	0.00	30,000.00
21-621-6363 BUILDING MAINTENANCE	1,000.00	0.00	0.00	0.00	1,000.00
21-621-6364 VEHICLE MAINTENANCE	7,500.00	250.99	250.99	3.35	7,249.01
21-621-6368 STORM WATER MAINTENANCE	<u>7,000.00</u>	<u>0.00</u>	<u>0.00</u>	<u>0.00</u>	<u>7,000.00</u>
TOTAL CONTRACTUAL SERVICES	4,979,836.00	197,343.65	197,343.65	3.96	4,782,492.35
<u>TRAINING/DUES/SUBSCRIPT</u>					
21-621-6511 POSTAGE	22,000.00	0.00	0.00	0.00	22,000.00
21-621-6512 GENERAL OPERATING SUPPLIES	1,300.00	0.00	0.00	0.00	1,300.00
21-621-6630 TELEPHONE EXPENSE	5,520.00	378.24	378.24	6.85	5,141.76
21-621-6660 ELECTRICITY	<u>52,500.00</u>	<u>5,970.25</u>	<u>5,970.25</u>	<u>11.37</u>	<u>46,529.75</u>
TOTAL TRAINING/DUES/SUBSCRIPT	81,320.00	6,348.49	6,348.49	7.81	74,971.51
<u>CAPITAL OUTLAYS & PROJEC</u>					
21-621-6750 COMPUTER MAINTENANCE & SUPPORT	3,605.00	2,180.27	2,180.27	60.48	1,424.73
21-621-6830 OUTSIDE TRAINING EXPENSE	10,000.00	0.00	0.00	0.00	10,000.00
21-621-6850 BAD DEBT EXPENSE	1,000.00	0.00	0.00	0.00	1,000.00
21-621-6870 DEPRECIATION EXPENSE	740,000.00	0.00	0.00	0.00	740,000.00
21-621-6890 OPERATING TRANSFER OUT - GF	<u>125,000.00</u>	<u>0.00</u>	<u>0.00</u>	<u>0.00</u>	<u>125,000.00</u>
TOTAL CAPITAL OUTLAYS & PROJEC	879,605.00	2,180.27	2,180.27	0.25	877,424.73

TOWN OF SUNNYVALE
 REVENUE & EXPENSE REPORT (UNAUDITED)
 AS OF: OCTOBER 31ST, 2021

21 -WATERWORKS FUND
 21-WATERWORKS DEPARTMENT

08.33% OF FISCAL YEAR

DEPARTMENTAL EXPENDITURES	CURRENT BUDGET	CURRENT PERIOD	YEAR TO DATE ACTUAL	% OF BUDGET	BUDGET BALANCE
<u>REVENUE BONDS</u>					
21-621-8191 DEBT SERVICE	231,650.00	0.00	0.00	0.00	231,650.00
TOTAL REVENUE BONDS	231,650.00	0.00	0.00	0.00	231,650.00
<u>CAPITAL-OFFICE EQUIPMENT</u>					
<u>MARKETING & INCENTIVES</u>					
21-621-9422 VEHICLE REPLACEMENT	94,000.00	0.00	0.00	0.00	94,000.00
21-621-9423 CAPITAL ASSETS	152,275.00	152,274.73	152,274.73	100.00	0.27
TOTAL MARKETING & INCENTIVES	246,275.00	152,274.73	152,274.73	61.83	94,000.27
<u>CAPITAL-OTHER GENERAL EQU</u>					
TOTAL 21-WATERWORKS DEPARTMENT	7,239,896.00	438,165.16	438,165.16	6.05	6,801,730.84
TOTAL EXPENDITURES	7,239,896.00	438,165.16	438,165.16	6.05	6,801,730.84
REVENUES OVER/(UNDER) EXPENDITURES	(537,576.00)	275,880.63	275,880.63	(813,456.63)

TOWN OF SUNNYVALE
 REVENUE & EXPENSE REPORT (UNAUDITED)
 AS OF: OCTOBER 31ST, 2021

24 -DEBT SERVICE-I&S FUND
 FINANCIAL SUMMARY

08.33% OF FISCAL YEAR

	CURRENT BUDGET	CURRENT PERIOD	YEAR TO DATE ACTUAL	% OF BUDGET	BUDGET BALANCE
<u>REVENUE SUMMARY</u>					
5100-TAXES	1,922,375.00	46,769.94	46,769.94	2.43	1,875,605.06
5400-TRANSFERS IN	37,254.00	0.00	0.00	0.00	37,254.00
5500-OTHER REVENUES	<u>4,000.00</u>	<u>338.47</u>	<u>338.47</u>	<u>8.46</u>	<u>3,661.53</u>
TOTAL REVENUES	<u>1,963,629.00</u>	<u>47,108.41</u>	<u>47,108.41</u>	<u>2.40</u>	<u>1,916,520.59</u>
<u>EXPENDITURE SUMMARY</u>					
24-2003 CO ISSUE	<u>1,830,765.00</u>	<u>0.00</u>	<u>0.00</u>	<u>0.00</u>	<u>1,830,765.00</u>
TOTAL EXPENDITURES	<u>1,830,765.00</u>	<u>0.00</u>	<u>0.00</u>	<u>0.00</u>	<u>1,830,765.00</u>
REVENUES OVER/(UNDER) EXPENDITURES	132,864.00	47,108.41	47,108.41		85,755.59

TOWN OF SUNNYVALE
 REVENUE & EXPENSE REPORT (UNAUDITED)
 AS OF: OCTOBER 31ST, 2021

24 -DEBT SERVICE-I&S FUND

08.33% OF FISCAL YEAR

REVENUES	CURRENT BUDGET	CURRENT PERIOD	YEAR TO DATE ACTUAL	% OF BUDGET	BUDGET BALANCE
<u>5100-TAXES</u>					
24-5111 CURRENT YEAR I & S TAXES	1,922,375.00	46,583.12	46,583.12	2.42	1,875,791.88
24-5120 P&I - TAXES	<u>0.00</u>	<u>186.82</u>	<u>186.82</u>	<u>0.00</u>	<u>(186.82)</u>
TOTAL 5100-TAXES	1,922,375.00	46,769.94	46,769.94	2.43	1,875,605.06
<u>5400-TRANSFERS IN</u>					
24-5413 TRANSFER IN FROM 4A	<u>37,254.00</u>	<u>0.00</u>	<u>0.00</u>	<u>0.00</u>	<u>37,254.00</u>
TOTAL 5400-TRANSFERS IN	37,254.00	0.00	0.00	0.00	37,254.00
<u>5500-OTHER REVENUES</u>					
24-5510 INTEREST EARNED	<u>4,000.00</u>	<u>338.47</u>	<u>338.47</u>	<u>8.46</u>	<u>3,661.53</u>
TOTAL 5500-OTHER REVENUES	4,000.00	338.47	338.47	8.46	3,661.53
TOTAL REVENUES	<u>1,963,629.00</u>	<u>47,108.41</u>	<u>47,108.41</u>	<u>2.40</u>	<u>1,916,520.59</u>

TOWN OF SUNNYVALE
 REVENUE & EXPENSE REPORT (UNAUDITED)
 AS OF: OCTOBER 31ST, 2021

24 -DEBT SERVICE-I&S FUND
 24-2003 CO ISSUE

08.33% OF FISCAL YEAR

DEPARTMENTAL EXPENDITURES	CURRENT BUDGET	CURRENT PERIOD	YEAR TO DATE ACTUAL	% OF BUDGET	BUDGET BALANCE
<u>LABOR AND BENEFITS</u>					
<u>TRAINING/DUES/SUBSCRIPT</u>					
<u>CAPITAL OUTLAYS & PROJEC</u>					
<u>REVENUE BONDS</u>					
24-624-8116 BOND PRINCIPAL - 2011 CO	150,000.00	0.00	0.00	0.00	150,000.00
24-624-8117 BOND PRINCIPAL - 2013 CO	200,000.00	0.00	0.00	0.00	200,000.00
24-624-8119 BOND PRINCIPAL - 2017 CO	185,000.00	0.00	0.00	0.00	185,000.00
24-624-8120 TAX NOTE PRINCIPAL - 2019	520,000.00	0.00	0.00	0.00	520,000.00
24-624-8122 BOND PRINCIPAL - 2020 CO	20,000.00	0.00	0.00	0.00	20,000.00
24-624-8156 BOND INTEREST - 2011 CO	52,700.00	0.00	0.00	0.00	52,700.00
24-624-8158 BOND INTEREST - 2013 CO	45,000.00	0.00	0.00	0.00	45,000.00
24-624-8160 BOND INTEREST - 2017 CO	133,075.00	0.00	0.00	0.00	133,075.00
24-624-8161 TAX NOTE INTEREST - 2019	43,740.00	0.00	0.00	0.00	43,740.00
24-624-8162 BOND INTEREST - 2019 CO	217,350.00	0.00	0.00	0.00	217,350.00
24-624-8163 BOND INTEREST - 2020	<u>263,900.00</u>	<u>0.00</u>	<u>0.00</u>	<u>0.00</u>	<u>263,900.00</u>
TOTAL REVENUE BONDS	1,830,765.00	0.00	0.00	0.00	1,830,765.00
TOTAL 24-2003 CO ISSUE	1,830,765.00	0.00	0.00	0.00	1,830,765.00
TOTAL EXPENDITURES	<u>1,830,765.00</u>	<u>0.00</u>	<u>0.00</u>	<u>0.00</u>	<u>1,830,765.00</u>
REVENUES OVER/(UNDER) EXPENDITURES	132,864.00	47,108.41	47,108.41		85,755.59

TOWN OF SUNNYVALE
 REVENUE & EXPENSE REPORT (UNAUDITED)
 AS OF: OCTOBER 31ST, 2021

25 -ROADWAY IMPACT FUND
 FINANCIAL SUMMARY

08.33% OF FISCAL YEAR

	CURRENT BUDGET	CURRENT PERIOD	YEAR TO DATE ACTUAL	% OF BUDGET	BUDGET BALANCE
<u>REVENUE SUMMARY</u>					
5100-TAXES	10,000.00	897.72	897.72	8.98	9,102.28
5300-PERMITS, FEES & FINE	<u>252,130.00</u>	<u>34,503.04</u>	<u>34,503.04</u>	<u>13.68</u>	<u>217,626.96</u>
TOTAL REVENUES	<u>262,130.00</u>	<u>35,400.76</u>	<u>35,400.76</u>	<u>13.51</u>	<u>226,729.24</u>
<u>EXPENDITURE SUMMARY</u>					
25-ROADWAY IMPACT FUND	<u>500,000.00</u>	<u>0.00</u>	<u>0.00</u>	<u>0.00</u>	<u>500,000.00</u>
TOTAL EXPENDITURES	<u>500,000.00</u>	<u>0.00</u>	<u>0.00</u>	<u>0.00</u>	<u>500,000.00</u>
REVENUES OVER/(UNDER) EXPENDITURES	(237,870.00)	35,400.76	35,400.76	(273,270.76)	

TOWN OF SUNNYVALE
 REVENUE & EXPENSE REPORT (UNAUDITED)
 AS OF: OCTOBER 31ST, 2021

25 -ROADWAY IMPACT FUND

08.33% OF FISCAL YEAR

REVENUES	CURRENT BUDGET	CURRENT PERIOD	YEAR TO DATE ACTUAL	% OF BUDGET	BUDGET BALANCE
<u>5100-TAXES</u>					
25-5125 INTEREST INCOME	<u>10,000.00</u>	<u>897.72</u>	<u>897.72</u>	<u>8.98</u>	<u>9,102.28</u>
TOTAL 5100-TAXES	10,000.00	897.72	897.72	8.98	9,102.28
<u>5300-PERMITS, FEES & FINE</u>					
25-5323 ROADWAY IMPACT FEES	<u>252,130.00</u>	<u>34,503.04</u>	<u>34,503.04</u>	<u>13.68</u>	<u>217,626.96</u>
TOTAL 5300-PERMITS, FEES & FINE	252,130.00	34,503.04	34,503.04	13.68	217,626.96
TOTAL REVENUES	<u>262,130.00</u>	<u>35,400.76</u>	<u>35,400.76</u>	<u>13.51</u>	<u>226,729.24</u>

TOWN OF SUNNYVALE
 REVENUE & EXPENSE REPORT (UNAUDITED)
 AS OF: OCTOBER 31ST, 2021

25 -ROADWAY IMPACT FUND
 25-ROADWAY IMPACT FUND

08.33% OF FISCAL YEAR

DEPARTMENTAL EXPENDITURES	CURRENT BUDGET	CURRENT PERIOD	YEAR TO DATE ACTUAL	% OF BUDGET	BUDGET BALANCE
<u>CONTRACTUAL SERVICES</u>					
<u>CAPITAL OUTLAYS & PROJEC</u>					
25-625-6705 CAPITAL PROJECTS	<u>500,000.00</u>	<u>0.00</u>	<u>0.00</u>	<u>0.00</u>	<u>500,000.00</u>
TOTAL CAPITAL OUTLAYS & PROJEC	500,000.00	0.00	0.00	0.00	500,000.00
TOTAL 25-ROADWAY IMPACT FUND	500,000.00	0.00	0.00	0.00	500,000.00
TOTAL EXPENDITURES	<u>500,000.00</u>	<u>0.00</u>	<u>0.00</u>	<u>0.00</u>	<u>500,000.00</u>
REVENUES OVER/(UNDER) EXPENDITURES	(237,870.00)	35,400.76	35,400.76	(273,270.76)	

TOWN OF SUNNYVALE
REVENUE & EXPENSE REPORT (UNAUDITED)
AS OF: OCTOBER 31ST, 2021

28 -WATER/SEWER IMPACT FUNDS
FINANCIAL SUMMARY

08.33% OF FISCAL YEAR

	CURRENT BUDGET	CURRENT PERIOD	YEAR TO DATE ACTUAL	% OF BUDGET	BUDGET BALANCE
<u>REVENUE SUMMARY</u>					
5500-OTHER REVENUES	<u>311,355.00</u>	<u>42,039.56</u>	<u>42,039.56</u>	<u>13.50</u>	<u>269,315.44</u>
TOTAL REVENUES	<u>311,355.00</u>	<u>42,039.56</u>	<u>42,039.56</u>	<u>13.50</u>	<u>269,315.44</u>
<u>EXPENDITURE SUMMARY</u>					
28-WATER AVAILABILITY DEP	<u>230,525.00</u>	<u>1,000.52</u>	<u>1,000.52</u>	<u>0.43</u>	<u>229,524.48</u>
TOTAL EXPENDITURES	<u>230,525.00</u>	<u>1,000.52</u>	<u>1,000.52</u>	<u>0.43</u>	<u>229,524.48</u>
REVENUES OVER/(UNDER) EXPENDITURES	80,830.00	41,039.04	41,039.04		39,790.96

TOWN OF SUNNYVALE
 REVENUE & EXPENSE REPORT (UNAUDITED)
 AS OF: OCTOBER 31ST, 2021

28 -WATER/SEWER IMPACT FUNDS

08.33% OF FISCAL YEAR

REVENUES	CURRENT BUDGET	CURRENT PERIOD	YEAR TO DATE ACTUAL	% OF BUDGET	BUDGET BALANCE
<u>5400-TRANSFERS IN</u>					
<u>5500-OTHER REVENUES</u>					
28-5510 INTEREST EARNED WATER	8,250.00	1,037.69	1,037.69	12.58	7,212.31
28-5511 INTEREST EARNED SEWER	3,000.00	407.87	407.87	13.60	2,592.13
28-5525 SEWER IMPACT FEES	44,935.00	5,676.00	5,676.00	12.63	39,259.00
28-5530 WATER AVAILABILITY FEES	<u>255,170.00</u>	<u>34,918.00</u>	<u>34,918.00</u>	<u>13.68</u>	<u>220,252.00</u>
TOTAL 5500-OTHER REVENUES	311,355.00	42,039.56	42,039.56	13.50	269,315.44
TOTAL REVENUES	311,355.00	42,039.56	42,039.56	13.50	269,315.44
	=====	=====	=====	=====	=====

TOWN OF SUNNYVALE
 REVENUE & EXPENSE REPORT (UNAUDITED)
 AS OF: OCTOBER 31ST, 2021

28 -WATER/SEWER IMPACT FUNDS
 28-WATER AVAILABILITY DEP

08.33% OF FISCAL YEAR

DEPARTMENTAL EXPENDITURES	CURRENT BUDGET	CURRENT PERIOD	YEAR TO DATE ACTUAL	% OF BUDGET	BUDGET BALANCE
<u>CAPITAL OUTLAYS & PROJEC</u>					
28-628-6741 PLANNING SERVICES	25,000.00	0.00	0.00	0.00	25,000.00
28-628-6742 TRANSRER TO LEDGER 23 BOND PR	160,000.00	0.00	0.00	0.00	160,000.00
28-628-6743 TRANSFER TO LEDGER 23 BOND INT	33,525.00	0.00	0.00	0.00	33,525.00
28-628-6890 OTHER MISCELLANEOUS EXPENSE	<u>12,000.00</u>	<u>1,000.52</u>	<u>1,000.52</u>	<u>8.34</u>	<u>10,999.48</u>
TOTAL CAPITAL OUTLAYS & PROJEC	230,525.00	1,000.52	1,000.52	0.43	229,524.48
<u>MARKETING & INCENTIVES</u>					
TOTAL 28-WATER AVAILABILITY DEP	230,525.00	1,000.52	1,000.52	0.43	229,524.48
TOTAL EXPENDITURES	<u>230,525.00</u>	<u>1,000.52</u>	<u>1,000.52</u>	<u>0.43</u>	<u>229,524.48</u>
REVENUES OVER/(UNDER) EXPENDITURES	80,830.00	41,039.04	41,039.04		39,790.96

TOWN OF SUNNYVALE
 REVENUE & EXPENSE REPORT (UNAUDITED)
 AS OF: OCTOBER 31ST, 2021

72 -GF BOND CIP PROJECTS
 FINANCIAL SUMMARY

08.33% OF FISCAL YEAR

	CURRENT BUDGET	CURRENT PERIOD	YEAR TO DATE ACTUAL	% OF BUDGET	BUDGET BALANCE
<u>REVENUE SUMMARY</u>					
5100-TAXES	<u>9,000.00</u>	<u>134.85</u>	<u>134.85</u>	<u>1.50</u>	<u>8,865.15</u>
TOTAL REVENUES	<u>9,000.00</u>	<u>134.85</u>	<u>134.85</u>	<u>1.50</u>	<u>8,865.15</u>
<u>EXPENDITURE SUMMARY</u>					
72-CAPITAL PROJECTS	<u>7,056,187.00</u>	<u>21,900.00</u>	<u>21,900.00</u>	<u>0.31</u>	<u>7,034,287.00</u>
TOTAL EXPENDITURES	<u>7,056,187.00</u>	<u>21,900.00</u>	<u>21,900.00</u>	<u>0.31</u>	<u>7,034,287.00</u>
REVENUES OVER/(UNDER) EXPENDITURES	(7,047,187.00)	(21,765.15)	(21,765.15)		(7,025,421.85)

TOWN OF SUNNYVALE
REVENUE & EXPENSE REPORT (UNAUDITED)
AS OF: OCTOBER 31ST, 2021

72 -GF BOND CIP PROJECTS

08.33% OF FISCAL YEAR

REVENUES	CURRENT BUDGET	CURRENT PERIOD	YEAR TO DATE ACTUAL	% OF BUDGET	BUDGET BALANCE
<u>5100-TAXES</u>					
72-5100 INTEREST - TEXSTAR 2017 CO	1,000.00	0.00	0.00	0.00	1,000.00
72-5106 INTEREST - TEXSTAR 2019 CO	3,000.00	48.72	48.72	1.62	2,951.28
72-5107 INTEREST - TEXSTAR 2020 CO	<u>5,000.00</u>	<u>86.13</u>	<u>86.13</u>	<u>1.72</u>	<u>4,913.87</u>
TOTAL 5100-TAXES	9,000.00	134.85	134.85	1.50	8,865.15
<u>5200-CHARGES FOR SERVICES</u>					
<u>5300-PERMITS, FEES & FINE</u>					
<u>5500-OTHER REVENUES</u>					
TOTAL REVENUES	9,000.00	134.85	134.85	1.50	8,865.15
	=====	=====	=====	=====	=====

TOWN OF SUNNYVALE
 REVENUE & EXPENSE REPORT (UNAUDITED)
 AS OF: OCTOBER 31ST, 2021

72 -GF BOND CIP PROJECTS
 72-CAPITAL PROJECTS

08.33% OF FISCAL YEAR

DEPARTMENTAL EXPENDITURES	CURRENT BUDGET	CURRENT PERIOD	YEAR TO DATE ACTUAL	% OF BUDGET	BUDGET BALANCE
<u>LABOR AND BENEFITS</u>					
<u>CAPITAL OUTLAYS & PROJEC</u>					
72-672-6706 2019 CO - DRAINAGE IMPROVEMENT	4,869,723.00	0.00	0.00	0.00	4,869,723.00
72-672-6707 2020 CO - FIRE STATION	700,000.00	21,900.00	21,900.00	3.13	678,100.00
72-672-6708 2020 CO - SEWER LINES	1,456,000.00	0.00	0.00	0.00	1,456,000.00
72-672-6714 2019 TN - PUBLIC SAFETY	<u>30,464.00</u>	<u>0.00</u>	<u>0.00</u>	<u>0.00</u>	<u>30,464.00</u>
TOTAL CAPITAL OUTLAYS & PROJEC	7,056,187.00	21,900.00	21,900.00	0.31	7,034,287.00
TOTAL 72-CAPITAL PROJECTS	7,056,187.00	21,900.00	21,900.00	0.31	7,034,287.00
TOTAL EXPENDITURES	7,056,187.00	21,900.00	21,900.00	0.31	7,034,287.00
REVENUES OVER/(UNDER) EXPENDITURES	(7,047,187.00)	(21,765.15)	(21,765.15)		(7,025,421.85)

TOWN OF SUNNYVALE
 REVENUE & EXPENSE REPORT (UNAUDITED)
 AS OF: OCTOBER 31ST, 2021

92 -4B SALES TAX CORPORATION
 FINANCIAL SUMMARY

08.33% OF FISCAL YEAR

	CURRENT BUDGET	CURRENT PERIOD	YEAR TO DATE ACTUAL	% OF BUDGET	BUDGET BALANCE
<u>REVENUE SUMMARY</u>					
5100-TAXES	850,000.00	70,833.33	70,833.33	8.33	779,166.67
5500-OTHER REVENUES	<u>7,300.00</u>	<u>776.26</u>	<u>776.26</u>	<u>10.63</u>	<u>6,523.74</u>
TOTAL REVENUES	<u>857,300.00</u>	<u>71,609.59</u>	<u>71,609.59</u>	<u>8.35</u>	<u>785,690.41</u>
<u>EXPENDITURE SUMMARY</u>					
92-4B SALES TAX CORPORATI	<u>1,186,874.00</u>	<u>22,760.73</u>	<u>22,760.73</u>	<u>1.92</u>	<u>1,164,113.27</u>
TOTAL EXPENDITURES	<u>1,186,874.00</u>	<u>22,760.73</u>	<u>22,760.73</u>	<u>1.92</u>	<u>1,164,113.27</u>
REVENUES OVER/(UNDER) EXPENDITURES	(329,574.00)	48,848.86	48,848.86	(378,422.86)	

TOWN OF SUNNYVALE
 REVENUE & EXPENSE REPORT (UNAUDITED)
 AS OF: OCTOBER 31ST, 2021

92 -4B SALES TAX CORPORATION

08.33% OF FISCAL YEAR

REVENUES	CURRENT BUDGET	CURRENT PERIOD	YEAR TO DATE ACTUAL	% OF BUDGET	BUDGET BALANCE
<hr/>					
<u>5100-TAXES</u>					
92-5140 SALES TAX RECEIPTS	<u>850,000.00</u>	<u>70,833.33</u>	<u>70,833.33</u>	<u>8.33</u>	<u>779,166.67</u>
TOTAL 5100-TAXES	850,000.00	70,833.33	70,833.33	8.33	779,166.67
<u>5400-TRANSFERS IN</u>					
<hr/>					
<u>5500-OTHER REVENUES</u>					
92-5510 INTEREST EARNED	<u>7,300.00</u>	<u>776.26</u>	<u>776.26</u>	<u>10.63</u>	<u>6,523.74</u>
TOTAL 5500-OTHER REVENUES	7,300.00	776.26	776.26	10.63	6,523.74
<hr/>					
TOTAL REVENUES	<u>857,300.00</u>	<u>71,609.59</u>	<u>71,609.59</u>	<u>8.35</u>	<u>785,690.41</u>
	=====	=====	=====	=====	=====

TOWN OF SUNNYVALE
 REVENUE & EXPENSE REPORT (UNAUDITED)
 AS OF: OCTOBER 31ST, 2021

92 -4B SALES TAX CORPORATION
 92-4B SALES TAX CORPORATI

08.33% OF FISCAL YEAR

DEPARTMENTAL EXPENDITURES	CURRENT BUDGET	CURRENT PERIOD	YEAR TO DATE ACTUAL	% OF BUDGET	BUDGET BALANCE
<u>LABOR AND BENEFITS</u>					
92-692-6000 WAGES & SALARIES	113,350.00	8,037.60	8,037.60	7.09	105,312.40
92-692-6002 TMRS	12,550.00	1,042.44	1,042.44	8.31	11,507.56
92-692-6004 PAYROLL TAXES	9,600.00	640.74	640.74	6.67	8,959.26
92-692-6005 EMPLOYEE INSURANCE	7,850.00	623.70	623.70	7.95	7,226.30
92-692-6009 CAR/MILEAGE ALLOWANCE	<u>6,000.00</u>	<u>500.00</u>	<u>500.00</u>	<u>8.33</u>	<u>5,500.00</u>
TOTAL LABOR AND BENEFITS	149,350.00	10,844.48	10,844.48	7.26	138,505.52
<u>SUPPLIES AND MATERIALS</u>					
<u>CONTRACTUAL SERVICES</u>					
92-692-6370 MAINTENANCE AT FOUR CORNERS	13,000.00	807.91	807.91	6.21	12,192.09
92-692-6371 PROMOTIONAL SERVICES	85,000.00	3,500.00	3,500.00	4.12	81,500.00
92-692-6377 PARK MAINTENANCE	<u>80,000.00</u>	<u>3,402.62</u>	<u>3,402.62</u>	<u>4.25</u>	<u>76,597.38</u>
TOTAL CONTRACTUAL SERVICES	178,000.00	7,710.53	7,710.53	4.33	170,289.47
<u>TRAINING/DUES/SUBSCRIPT</u>					
92-692-6512 GENERAL OFFICE SUPPLIES	3,000.00	0.00	0.00	0.00	3,000.00
92-692-6513 DUES, SUBSCRIPTIONS, MEMBERSHI	<u>11,500.00</u>	<u>0.00</u>	<u>0.00</u>	<u>0.00</u>	<u>11,500.00</u>
TOTAL TRAINING/DUES/SUBSCRIPT	14,500.00	0.00	0.00	0.00	14,500.00
<u>CAPITAL OUTLAYS & PROJEC</u>					
92-692-6742 PLANNING	87,500.00	4,167.00	4,167.00	4.76	83,333.00
92-692-6751 LEGAL SERVICES	15,000.00	0.00	0.00	0.00	15,000.00
92-692-6830 OUTSIDE TRAINING EXPENSE	3,000.00	0.00	0.00	0.00	3,000.00
92-692-6890 OTHER MISCELLANEOUS EXPENSE	2,000.00	38.72	38.72	1.94	1,961.28
92-692-6891 TRANSFERS OUT INDIRECT COSTS	<u>222,524.00</u>	<u>0.00</u>	<u>0.00</u>	<u>0.00</u>	<u>222,524.00</u>
TOTAL CAPITAL OUTLAYS & PROJEC	330,024.00	4,205.72	4,205.72	1.27	325,818.28
<u>CAPITAL-BUILDING IMPROVEM</u>					
<u>CAPITAL-TOWN IMPROVEMENT</u>					
92-692-9210 INCENTIVES	400,000.00	0.00	0.00	0.00	400,000.00
92-692-9211 TOWN BEAUTIFICATION	50,000.00	0.00	0.00	0.00	50,000.00
92-692-9213 PARKS AND TRAILS	<u>50,000.00</u>	<u>0.00</u>	<u>0.00</u>	<u>0.00</u>	<u>50,000.00</u>
TOTAL CAPITAL-TOWN IMPROVEMENT	500,000.00	0.00	0.00	0.00	500,000.00
<u>MARKETING & INCENTIVES</u>					
<u>CAPITAL IMPROVEMENTS</u>					
<u>CAPITAL-PARK/REC IMPROVEM</u>					
92-692-9730 REGIONAL RAILS TO TRAILS	<u>15,000.00</u>	<u>0.00</u>	<u>0.00</u>	<u>0.00</u>	<u>15,000.00</u>
TOTAL CAPITAL-PARK/REC IMPROVEM	15,000.00	0.00	0.00	0.00	15,000.00
TOTAL 92-4B SALES TAX CORPORATI	1,186,874.00	22,760.73	22,760.73	1.92	1,164,113.27
TOTAL EXPENDITURES	1,186,874.00	22,760.73	22,760.73	1.92	1,164,113.27

TOWN OF SUNNYVALE
REVENUE & EXPENSE REPORT (UNAUDITED)
AS OF: OCTOBER 31ST, 2021

92 -4B SALES TAX CORPORATION
92-4B SALES TAX CORPORATI

08.33% OF FISCAL YEAR

DEPARTMENTAL EXPENDITURES	CURRENT BUDGET	CURRENT PERIOD	YEAR TO DATE ACTUAL	% OF BUDGET	BUDGET BALANCE
	=====	=====	=====	=====	=====
REVENUES OVER/(UNDER) EXPENDITURES	(329,574.00)	48,848.86	48,848.86	(378,422.86)

TOWN OF SUNNYVALE
 REVENUE & EXPENSE REPORT (UNAUDITED)
 AS OF: OCTOBER 31ST, 2021

93 -HOMESTEAD AMENITIES FUND
 FINANCIAL SUMMARY

08.33% OF FISCAL YEAR

	CURRENT BUDGET	CURRENT PERIOD	YEAR TO DATE ACTUAL	% OF BUDGET	BUDGET BALANCE
<u>REVENUE SUMMARY</u>					
5500-OTHER REVENUES	<u>2,400.00</u>	<u>202.66</u>	<u>202.66</u>	<u>8.44</u>	<u>2,197.34</u>
TOTAL REVENUES	<u>2,400.00</u>	<u>202.66</u>	<u>202.66</u>	<u>8.44</u>	<u>2,197.34</u>
<u>EXPENDITURE SUMMARY</u>					
93-HOMESTEAD AMMENITIES	<u>283,964.00</u>	<u>0.00</u>	<u>0.00</u>	<u>0.00</u>	<u>283,964.00</u>
TOTAL EXPENDITURES	<u>283,964.00</u>	<u>0.00</u>	<u>0.00</u>	<u>0.00</u>	<u>283,964.00</u>
REVENUES OVER/(UNDER) EXPENDITURES	(281,564.00)	202.66	202.66	(281,766.66)	

TOWN OF SUNNYVALE
REVENUE & EXPENSE REPORT (UNAUDITED)
AS OF: OCTOBER 31ST, 2021

93 -HOMESTEAD AMENITIES FUND

08.33% OF FISCAL YEAR

REVENUES	CURRENT BUDGET	CURRENT PERIOD	YEAR TO DATE ACTUAL	% OF BUDGET	BUDGET BALANCE
<hr/>					
<u>5500-OTHER REVENUES</u>					
93-5510 INTEREST EARNED	<u>2,400.00</u>	<u>202.66</u>	<u>202.66</u>	<u>8.44</u>	<u>2,197.34</u>
TOTAL 5500-OTHER REVENUES	<u>2,400.00</u>	<u>202.66</u>	<u>202.66</u>	<u>8.44</u>	<u>2,197.34</u>
<hr/>					
TOTAL REVENUES	<u>2,400.00</u>	<u>202.66</u>	<u>202.66</u>	<u>8.44</u>	<u>2,197.34</u>
	=====	=====	=====	=====	=====

TOWN OF SUNNYVALE
 REVENUE & EXPENSE REPORT (UNAUDITED)
 AS OF: OCTOBER 31ST, 2021

93 -HOMESTEAD AMENITIES FUND
 93-HOMESTEAD AMMENITIES

08.33% OF FISCAL YEAR

DEPARTMENTAL EXPENDITURES	CURRENT BUDGET	CURRENT PERIOD	YEAR TO DATE ACTUAL	% OF BUDGET	BUDGET BALANCE
<u>CAPITAL OUTLAYS & PROJEC</u>					
93-693-6710 ROAD CAPITAL PROJECTS	<u>283,964.00</u>	<u>0.00</u>	<u>0.00</u>	<u>0.00</u>	<u>283,964.00</u>
TOTAL CAPITAL OUTLAYS & PROJEC	283,964.00	0.00	0.00	0.00	283,964.00
<hr/>					
TOTAL 93-HOMESTEAD AMMENITIES	283,964.00	0.00	0.00	0.00	283,964.00
<hr/>					
TOTAL EXPENDITURES	283,964.00	0.00	0.00	0.00	283,964.00
<hr/>					
REVENUES OVER/ (UNDER) EXPENDITURES	(281,564.00)	202.66	202.66	(281,766.66)

TOWN OF SUNNYVALE
 REVENUE & EXPENSE REPORT (UNAUDITED)
 AS OF: OCTOBER 31ST, 2021

97 -SPECIAL REVENUE
 FINANCIAL SUMMARY

08.33% OF FISCAL YEAR

	CURRENT BUDGET	CURRENT PERIOD	YEAR TO DATE ACTUAL	% OF BUDGET	BUDGET BALANCE
<u>REVENUE SUMMARY</u>					
5000-FRANCHISE FEES	0.00	950.00	950.00	0.00 (950.00)
5400-TRANSFERS IN	26,140.00	0.00	0.00	0.00	26,140.00
5500-OTHER REVENUES	<u>1,700.00</u>	<u>0.00</u>	<u>0.00</u>	<u>0.00</u>	<u>1,700.00</u>
TOTAL REVENUES	<u>27,840.00</u>	<u>950.00</u>	<u>950.00</u>	<u>3.41</u>	<u>26,890.00</u>
<u>EXPENDITURE SUMMARY</u>					
97-SPECIAL REVENUE	<u>148,184.00</u>	<u>3,400.00</u>	<u>3,400.00</u>	<u>2.29</u>	<u>144,784.00</u>
TOTAL EXPENDITURES	<u>148,184.00</u>	<u>3,400.00</u>	<u>3,400.00</u>	<u>2.29</u>	<u>144,784.00</u>
REVENUES OVER/(UNDER) EXPENDITURES	(120,344.00)	(2,450.00)	(2,450.00)	(117,894.00)

TOWN OF SUNNYVALE
 REVENUE & EXPENSE REPORT (UNAUDITED)
 AS OF: OCTOBER 31ST, 2021

97 -SPECIAL REVENUE

08.33% OF FISCAL YEAR

REVENUES	CURRENT BUDGET	CURRENT PERIOD	YEAR TO DATE ACTUAL	% OF BUDGET	BUDGET BALANCE
<u>5000-FRANCHISE FEES</u>					
97-5002 DONATIONS - ANIMAL CONTROL	0.00	200.00	200.00	0.00 (200.00)
97-5004 DONATIONS - SPECIAL EVENTS	<u>0.00</u>	<u>750.00</u>	<u>750.00</u>	<u>0.00</u> (<u>750.00)</u>
TOTAL 5000-FRANCHISE FEES	0.00	950.00	950.00	0.00 (950.00)
<u>5100-TAXES</u>					
<u>5200-CHARGES FOR SERVICES</u>					
<u>5300-PERMITS, FEES & FINE</u>					
<u>5400-TRANSFERS IN</u>					
97-5400 COLLECTIONS - COURT TECHNOLOGY	2,000.00	0.00	0.00	0.00	2,000.00
97-5401 COLLECTIONS - CHILD SAFETY FEE	5,000.00	0.00	0.00	0.00	5,000.00
97-5402 COLLECTIONS - MUNI JURY FUND	140.00	0.00	0.00	0.00	140.00
97-5403 COLLECTIONS - MUNI BLDG SEC	6,500.00	0.00	0.00	0.00	6,500.00
97-5404 COLLECTIONS - MUNI TECHNOLOGY	5,500.00	0.00	0.00	0.00	5,500.00
97-5405 COLLECTIONS - TRUANCY PREVENT	<u>7,000.00</u>	<u>0.00</u>	<u>0.00</u>	<u>0.00</u>	<u>7,000.00</u>
TOTAL 5400-TRANSFERS IN	26,140.00	0.00	0.00	0.00	26,140.00
<u>5500-OTHER REVENUES</u>					
97-5500 COLLECTIONS - COURT SECURITY	<u>1,700.00</u>	<u>0.00</u>	<u>0.00</u>	<u>0.00</u>	<u>1,700.00</u>
TOTAL 5500-OTHER REVENUES	1,700.00	0.00	0.00	0.00	1,700.00
TOTAL REVENUES	<u>27,840.00</u>	<u>950.00</u>	<u>950.00</u>	<u>3.41</u>	<u>26,890.00</u>

TOWN OF SUNNYVALE
 REVENUE & EXPENSE REPORT (UNAUDITED)
 AS OF: OCTOBER 31ST, 2021

97 -SPECIAL REVENUE
 97-SPECIAL REVENUE

08.33% OF FISCAL YEAR

DEPARTMENTAL EXPENDITURES	CURRENT BUDGET	CURRENT PERIOD	YEAR TO DATE ACTUAL	% OF BUDGET	BUDGET BALANCE
<u>LABOR AND BENEFITS</u>					
97-697-6001 EXPENSES - FIRE DEPARTMENT	9,695.00	0.00	0.00	0.00	9,695.00
97-697-6002 EXPENSES - ANIMAL CONTROL	11,023.00	0.00	0.00	0.00	11,023.00
97-697-6008 ARP FUND EXPENSES	<u>0.00</u>	<u>3,000.00</u>	<u>3,000.00</u>	<u>0.00</u>	<u>(3,000.00)</u>
TOTAL LABOR AND BENEFITS	20,718.00	3,000.00	3,000.00	14.48	17,718.00
<u>SUPPLIES AND MATERIALS</u>					
97-697-6200 EXPENSES - TREE MITIGATOPM	<u>50,060.00</u>	<u>0.00</u>	<u>0.00</u>	<u>0.00</u>	<u>50,060.00</u>
TOTAL SUPPLIES AND MATERIALS	50,060.00	0.00	0.00	0.00	50,060.00
<u>CONTRACTUAL SERVICES</u>					
97-697-6300 EXPENSES - LIBRARY	623.00	0.00	0.00	0.00	623.00
97-697-6400 EXPENSES - COURT TECHNOLOGY	4,254.00	0.00	0.00	0.00	4,254.00
97-697-6401 EXPENSES - TRUANCY PREVENT	14,873.00	0.00	0.00	0.00	14,873.00
97-697-6402 EXPENSES - MUNI JURY FUND	297.00	0.00	0.00	0.00	297.00
97-697-6403 EXPENSES - MUNI BLDG SECURE	14,216.00	0.00	0.00	0.00	14,216.00
97-697-6404 EXPENSES - MUNI TECHNOLOGY	<u>11,799.00</u>	<u>0.00</u>	<u>0.00</u>	<u>0.00</u>	<u>11,799.00</u>
TOTAL CONTRACTUAL SERVICES	46,062.00	0.00	0.00	0.00	46,062.00
<u>TRAINING/DUES/SUBSCRIPT</u>					
97-697-6500 EXPENSES - COURT SECURITY	8,512.00	0.00	0.00	0.00	8,512.00
97-697-6501 EXPENSES - CHILD SAFETY FEES	20,345.00	0.00	0.00	0.00	20,345.00
97-697-6600 EXPENSES - SPECIAL EVENTS	<u>2,000.00</u>	<u>400.00</u>	<u>400.00</u>	<u>20.00</u>	<u>1,600.00</u>
TOTAL TRAINING/DUES/SUBSCRIPT	30,857.00	400.00	400.00	1.30	30,457.00
<u>CAPITAL OUTLAYS & PROJEC</u>					
97-697-6700 EXPENSES - DSO	<u>487.00</u>	<u>0.00</u>	<u>0.00</u>	<u>0.00</u>	<u>487.00</u>
TOTAL CAPITAL OUTLAYS & PROJEC	487.00	0.00	0.00	0.00	487.00
TOTAL 97-SPECIAL REVENUE	148,184.00	3,400.00	3,400.00	2.29	144,784.00
TOTAL EXPENDITURES	148,184.00	3,400.00	3,400.00	2.29	144,784.00
REVENUES OVER/(UNDER) EXPENDITURES	(120,344.00)	(2,450.00)	(2,450.00)		(117,894.00)

TOWN OF SUNNYVALE
 REVENUE & EXPENSE REPORT (UNAUDITED)
 AS OF: OCTOBER 31ST, 2021

98 -PEG CAPITAL ACCESS FUND
 FINANCIAL SUMMARY

08.33% OF FISCAL YEAR

	CURRENT BUDGET	CURRENT PERIOD	YEAR TO DATE ACTUAL	% OF BUDGET	BUDGET BALANCE
<u>REVENUE SUMMARY</u>					
5500-OTHER REVENUES	<u>500.00</u>	<u>41.78</u>	<u>41.78</u>	<u>8.36</u>	<u>458.22</u>
TOTAL REVENUES	<u>500.00</u>	<u>41.78</u>	<u>41.78</u>	<u>8.36</u>	<u>458.22</u>
=====					
<u>EXPENDITURE SUMMARY</u>					
98-PEG CAPITAL FEE	<u>70,000.00</u>	<u>0.00</u>	<u>0.00</u>	<u>0.00</u>	<u>70,000.00</u>
TOTAL EXPENDITURES	<u>70,000.00</u>	<u>0.00</u>	<u>0.00</u>	<u>0.00</u>	<u>70,000.00</u>
=====					
REVENUES OVER/(UNDER) EXPENDITURES	(69,500.00)	41.78	41.78	(69,541.78)	

TOWN OF SUNNYVALE
REVENUE & EXPENSE REPORT (UNAUDITED)
AS OF: OCTOBER 31ST, 2021

98 -PEG CAPITAL ACCESS FUND

08.33% OF FISCAL YEAR

REVENUES	CURRENT BUDGET	CURRENT PERIOD	YEAR TO DATE ACTUAL	% OF BUDGET	BUDGET BALANCE
<u>5000-FRANCHISE FEES</u>					
<u>5500-OTHER REVENUES</u>					
98-5510 INTEREST EARNED	<u>500.00</u>	<u>41.78</u>	<u>41.78</u>	<u>8.36</u>	<u>458.22</u>
TOTAL 5500-OTHER REVENUES	500.00	41.78	41.78	8.36	458.22
TOTAL REVENUES	500.00	41.78	41.78	8.36	458.22

TOWN OF SUNNYVALE
 REVENUE & EXPENSE REPORT (UNAUDITED)
 AS OF: OCTOBER 31ST, 2021

98 -PEG CAPITAL ACCESS FUND
 98-PEG CAPITAL FEE

08.33% OF FISCAL YEAR

DEPARTMENTAL EXPENDITURES	CURRENT BUDGET	CURRENT PERIOD	YEAR TO DATE ACTUAL	% OF BUDGET	BUDGET BALANCE
<u>LABOR AND BENEFITS</u>					
<u>CAPITAL OUTLAYS & PROJEC</u>					
98-698-6700 CAPITAL ITEMS - PEG STATION	70,000.00	0.00	0.00	0.00	70,000.00
TOTAL CAPITAL OUTLAYS & PROJEC	70,000.00	0.00	0.00	0.00	70,000.00
TOTAL 98-PEG CAPITAL FEE	70,000.00	0.00	0.00	0.00	70,000.00
TOTAL EXPENDITURES	70,000.00	0.00	0.00	0.00	70,000.00
REVENUES OVER/(UNDER) EXPENDITURES	(69,500.00)	41.78	41.78	(69,541.78)